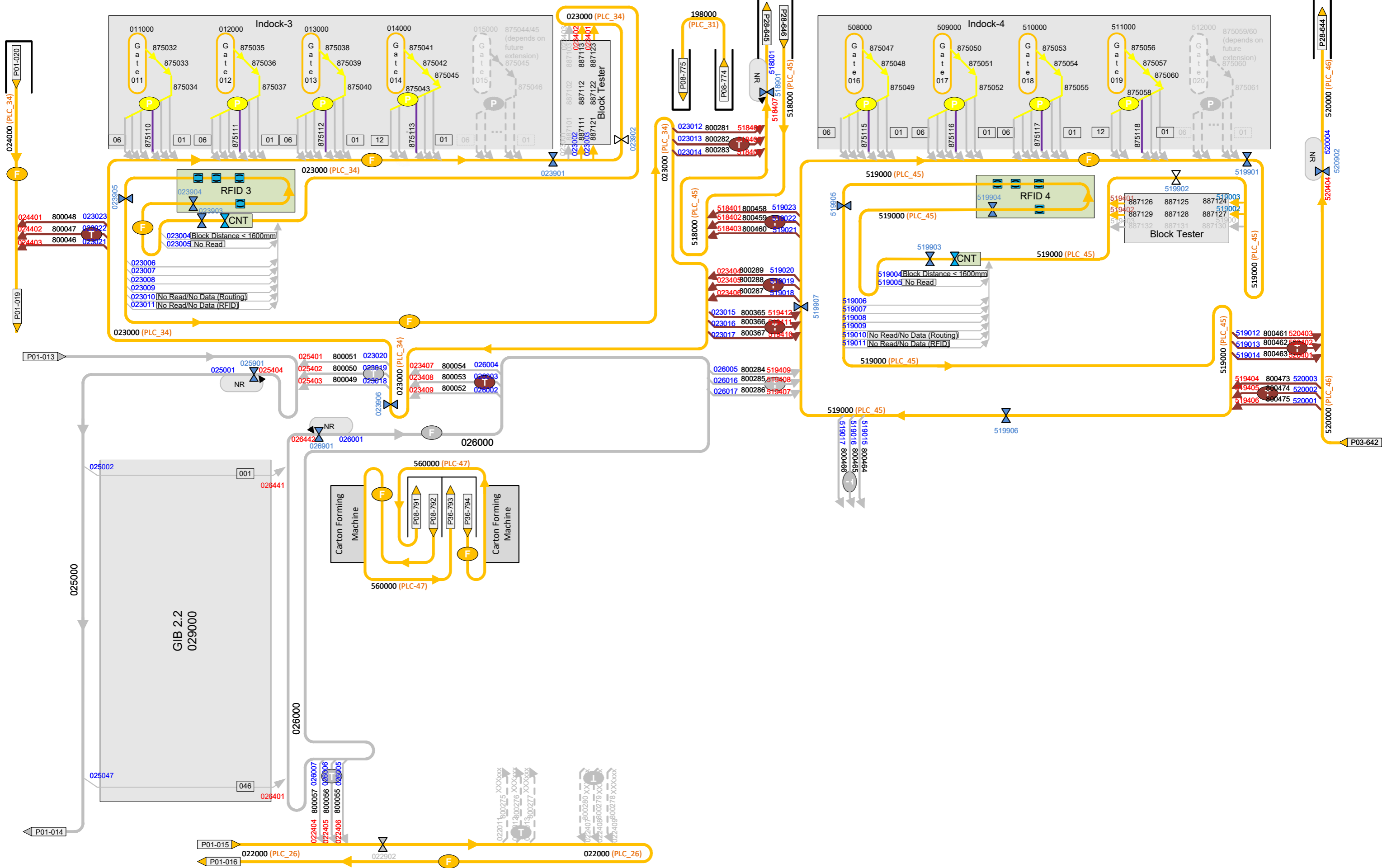


- E = 500 (empty RA / bags, block transport)
- B = 500 (block transport RA)
- S = 500 (single transport RA)
- P = 500 (P&F buffer-conveyor)
- F = 200 Fence conveyor
- T = 660 Block Transfer
- = Manual lanes
- P = 651 Pin conveyor
- P = 652 P&F conveyor

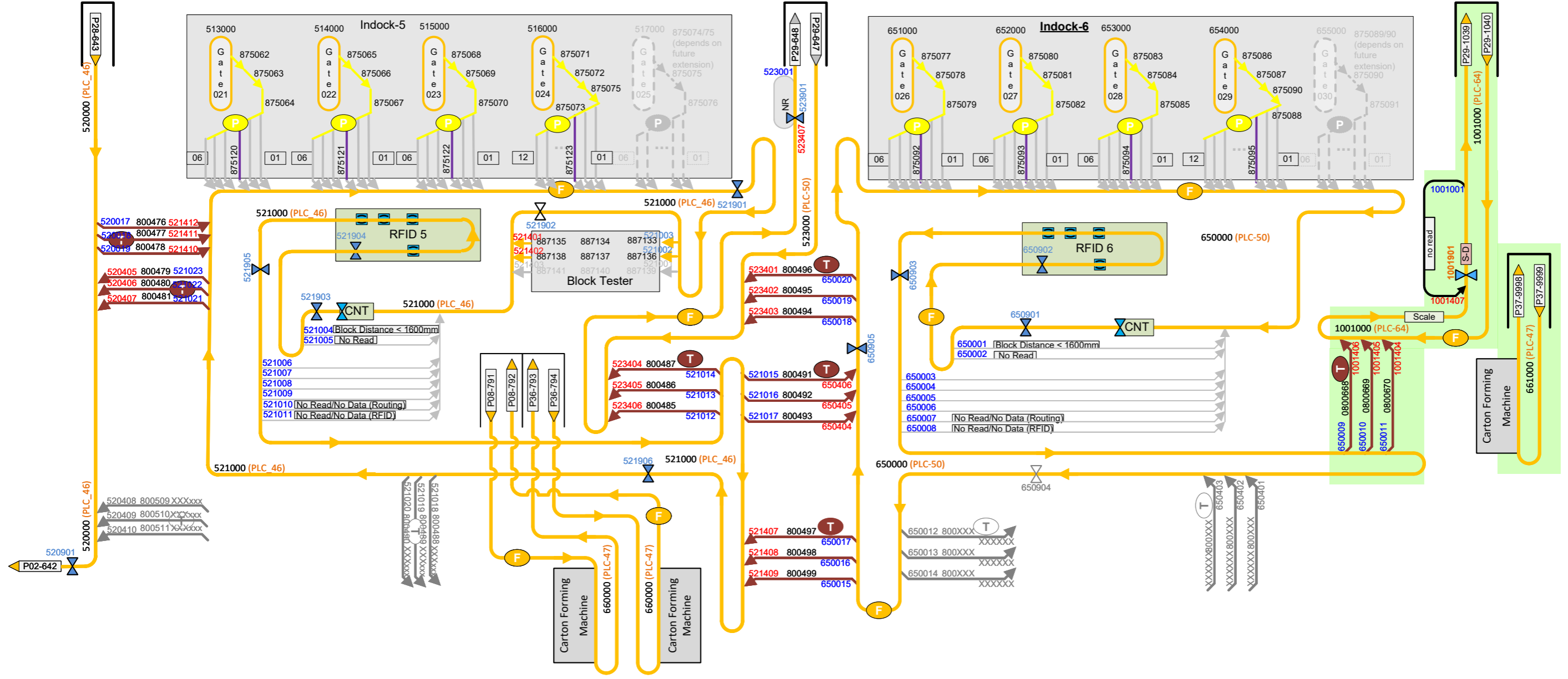
- xxx0nn – xxx3nn = UNIT-ID drop-offs
- xxx4nn – xxx6nn = UNIT-ID inductions
- xxx9nn = UNIT-ID RF-reader in conveyor
- yyynn3 = UNIT-ID Stopper At packing station

- X = PLC reads RA (CTS_PR to WCS)
- X = Barcode Scanner
- X = PLC reads RA (CTS_DR to WCS)
- X = PLC reads RA (DFT)
- H-D = Hanger detection
- CGxx = Clock generator xx
- X = Det. Stat. without Scanner
- X = PLC reads RA (CTS_DR to WCS)
- X = PLC reads RA (DFT)
- X = signal lamp
- S-D = Size detection

- | | |
|-----------------------|--------------------------|
| HB = High Bay | Pack = Packstation |
| Matr = Matrix | EBB = Empty bag buffer |
| HK = House Keeping | BAG = DB bag + induction |
| Sort = Sorter | MS = Marriage station |
| Indo = Indock | Man = Manual |
| Bun = Bunker | DB = Dynamic buffer |
| GIB = Goods in buffer | |



Page 02 / Level 0		Page 02 / Level 0	
<ul style="list-style-type: none"> E = 500 (empty RA / bags, block transport) B = 500 (block transport RA) S = 500 (single transport RA) P = 500 (P&F buffer-conveyor) F = 200 Fence conveyor T = 660 Block Transfer P = 651 Pin conveyor P = 652 P&F conveyor — = Manual lanes 	<ul style="list-style-type: none"> xxx0nn – xxx3nn = UNIT-ID drop-offs xxx4nn – xxx6nn = UNIT-ID inductions xxx9nn = UNIT-ID RF-reader in conveyor yyyynn3 = UNIT-ID Stopper At packing station 	<ul style="list-style-type: none"> = PLC reads RA (CTS_PR to WCS) = Barcode Scanner = PLC reads RA (CTS_DR to WCS) = PLC reads RA (DFT) = Hanger detection = Clock generator xx = Det. Stat. without Scanner = signal lamp = Size detection 	<ul style="list-style-type: none"> HB = High Bay Matr = Matrix HK = House Keeping Sort = Sorter Indo = indock Bun = Bunker GIB = Goods in buffer Pack = Packstation EBB = Empty bag buffer BAG = DB bag + Induction MS = Marriage station Man = Manual DB = Dynamic buffer <p>xxx = conveyor yyy = area</p>
		System	Project: P1405 INDITEX Lelystad Date: 2026-02-19 Ver. 1.2.76 Page: 2 / 54



- E = 500 (empty RA / bags, block transport)
- B = 500 (block transport RA)
- S = 500 (single transport RA)
- P = 500 (P&F buffer-conveyor)
- F = 200 Fence conveyor
- T = 660 Block Transfer
- = Manual lanes
- P = 651 Pin conveyor
- P = 652 P&F conveyor

- xxx0nn – xxx3nn = UNIT-ID drop-offs
- xxx4nn – xxx6nn = UNIT-ID inductions
- xxx9nn = UNIT-ID RF-reader in conveyor
- yyyynn3 = UNIT-ID Stopper At packing station

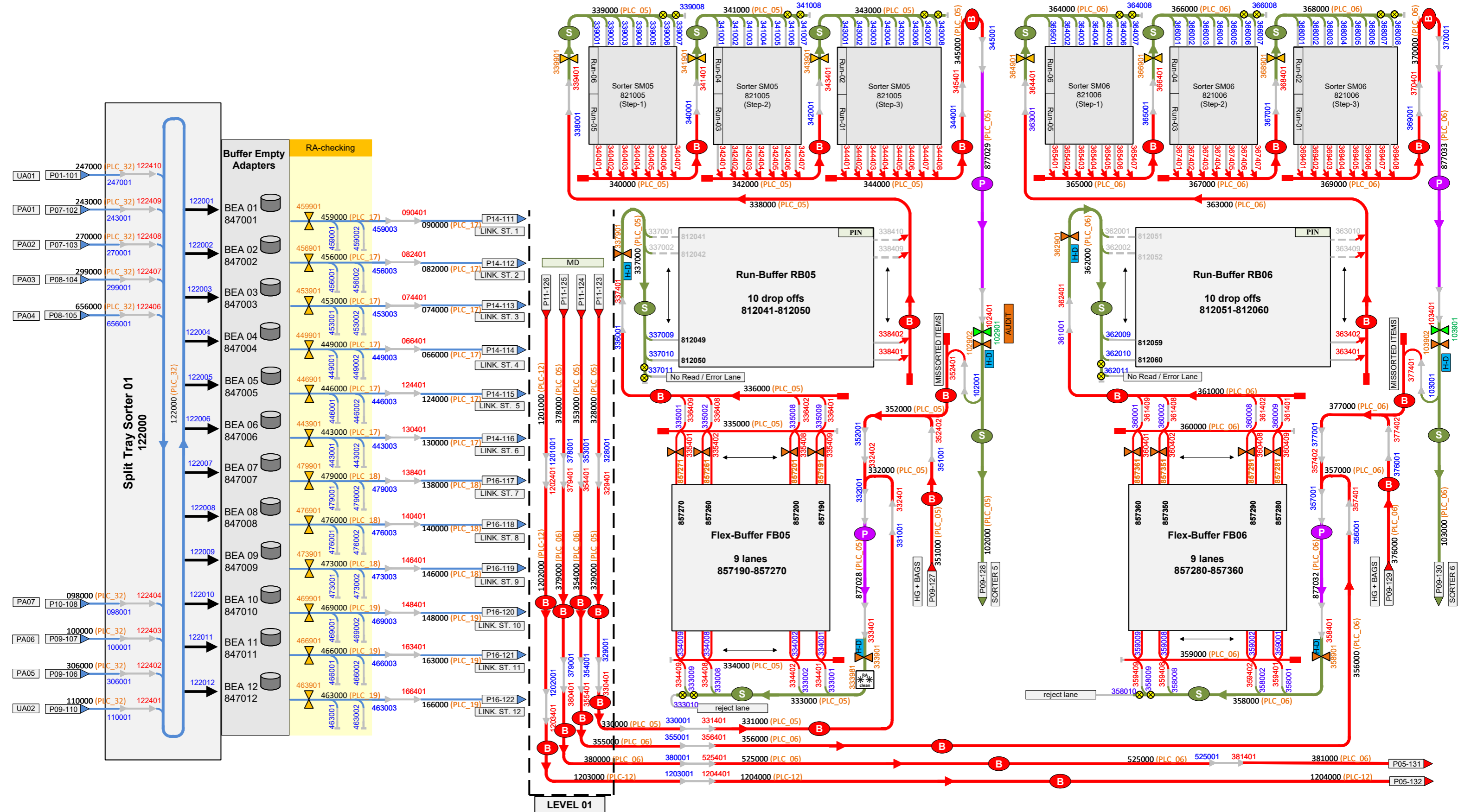
- X = PLC reads RA (CTS_PR to WCS)
- X = Barcode Scanner
- X = PLC reads RA (CTS_DR to WCS)
- X = PLC reads RA (DFT)
- H-D = Hanger detection
- CGxx = Clock generator xx
- X = Det. Stat. without Scanner
- O = signal lamp
- S-D = Size detection

- | | |
|-----------------------|--------------------------|
| HB = High Bay | Pack = Packstation |
| Matr = Matrix | EBB = Empty bag buffer |
| HK = House Keeping | BAG = DB bag + Induction |
| Sort = Sorter | MS = Marriage station |
| Indo = Indock | Man = Manual |
| Bun = Bunker | DB = Dynamic buffer |
| GIB = Goods in buffer | |

- xxx = HPos conveyor
- yyy = HPos area



System



Page 04 / Level 0

- E** = 500 (empty RA / bags, block transport)
- B** = 500 (block transport RA)
- S** = 500 (single transport RA)
- P** = 500 (P&F buffer-conveyor)
- F** = 200 Fence conveyor
- T** = 660 Block Transfer
- P** (yellow) = 651 Pin conveyor
- P** (pink) = 652 P&F conveyor
- = Manual lanes

xxx0nn – xxx3nn = UNIT-ID drop-offs
 xxx4nn – xxx6nn = UNIT-ID inductions
 xxx9nn = UNIT-ID RF-reader in conveyor
 yyyy3 = UNIT-ID Stopper At packing station

- = PLC reads RA (CTS_PR to WCS)
- = Barcode Scanner
- = PLC reads RA (CTS_DR to WCS)
- = PLC reads RA (DFT)
- = Hanger detection
- = Clock generator xx
- = Det. Stat. without Scanner
- = signal lamp
- = Size detection

- HB = High Bay
- Matr = Matrix
- HK = House Keeping
- Sort = Sorter
- Indo = indock
- Bun = Bunker
- GIB = Goods in buffer
- Pack = Packstation
- EBB = Empty bag buffer
- BAG = DB bag + Induction
- MS = Marriage station
- Man = Manual
- DB = Dynamic buffer

Page 04 / Level 0

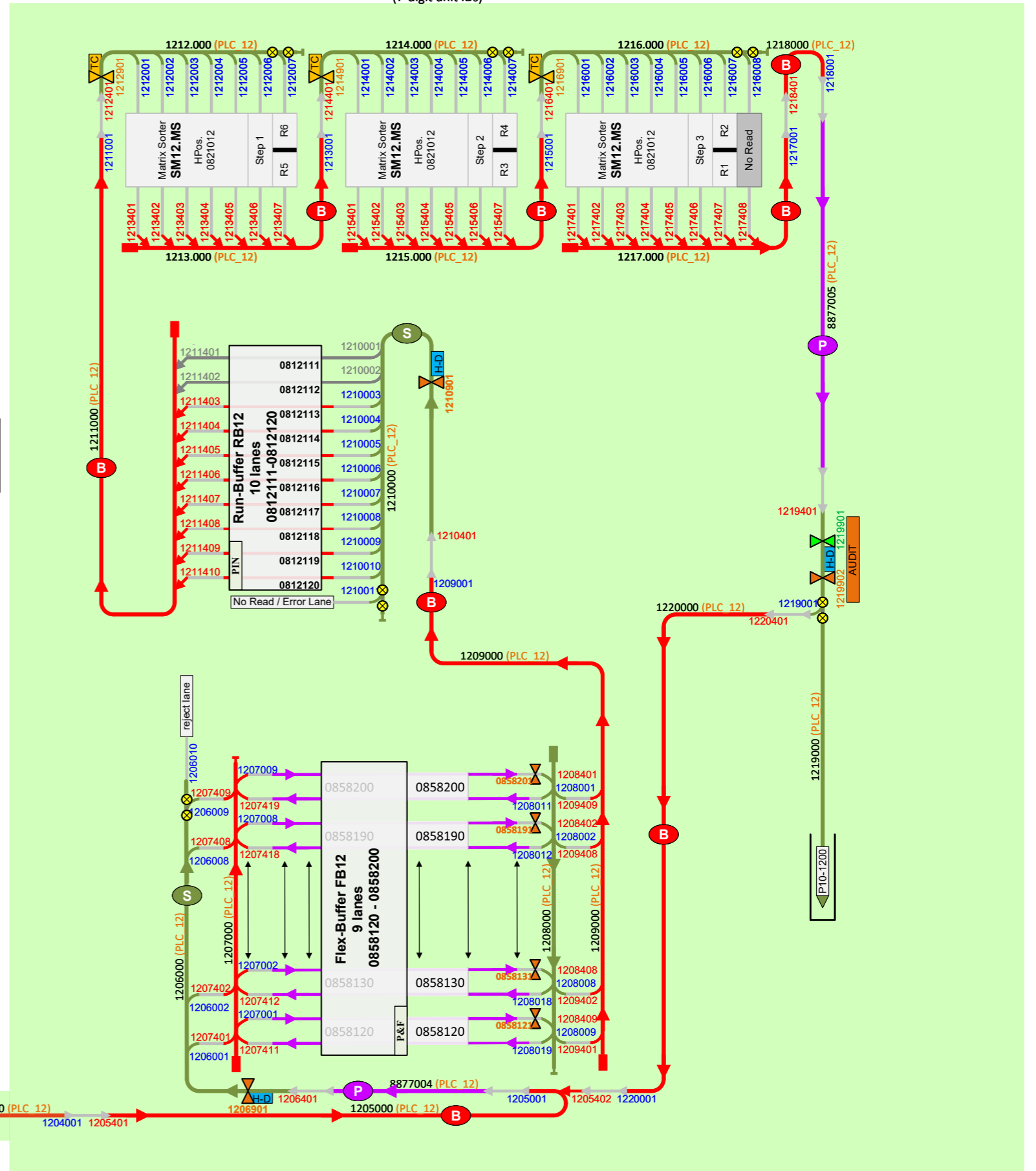
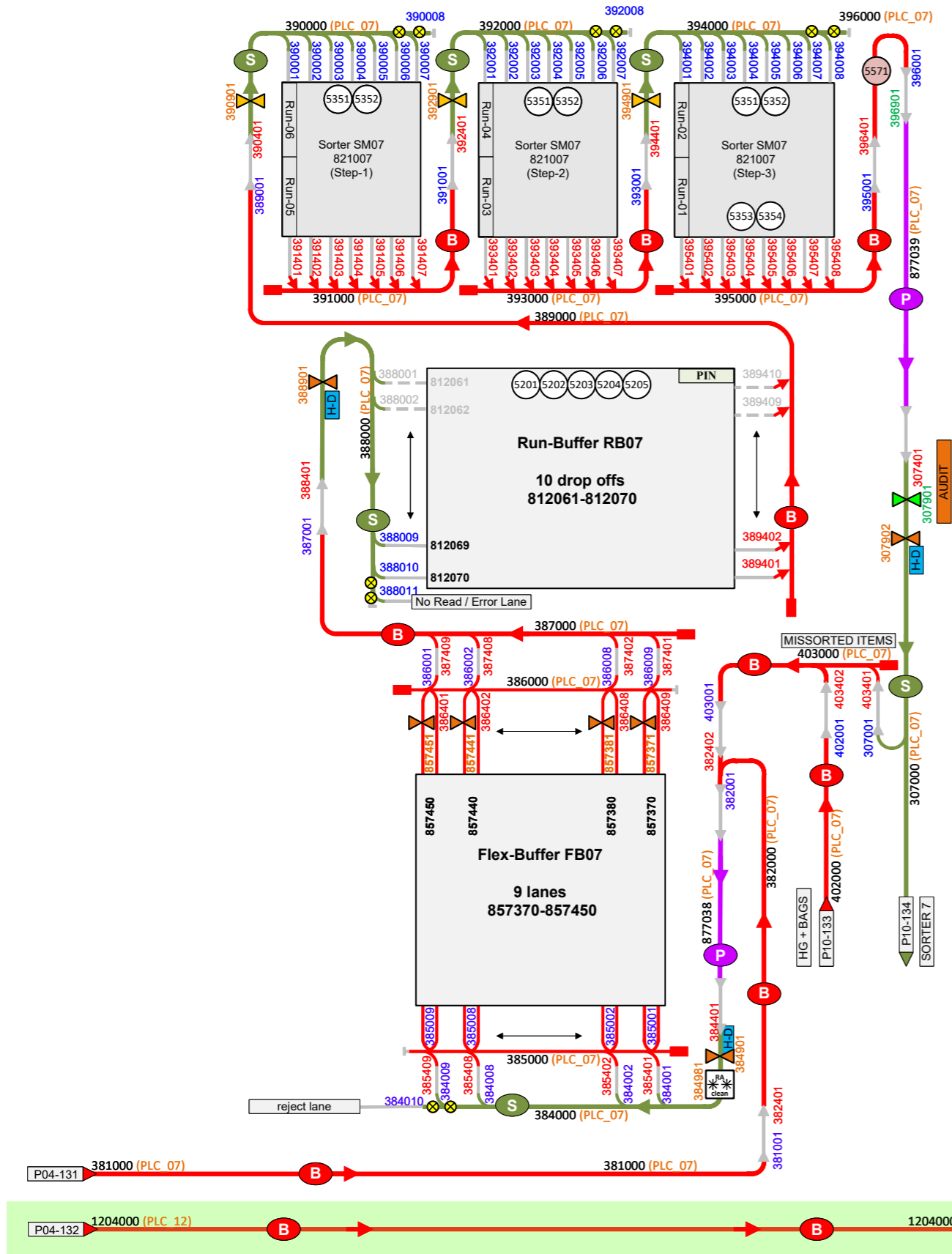
xxx = HPos conveyor
 yyy = HPos area

DFT System

Project: P1405 INDITEX Lelystad
 Date: 2026-02-19
 Ver. 1.2.76 Page: 4 / 54

Sorter 12

(7-digit unit IDs)



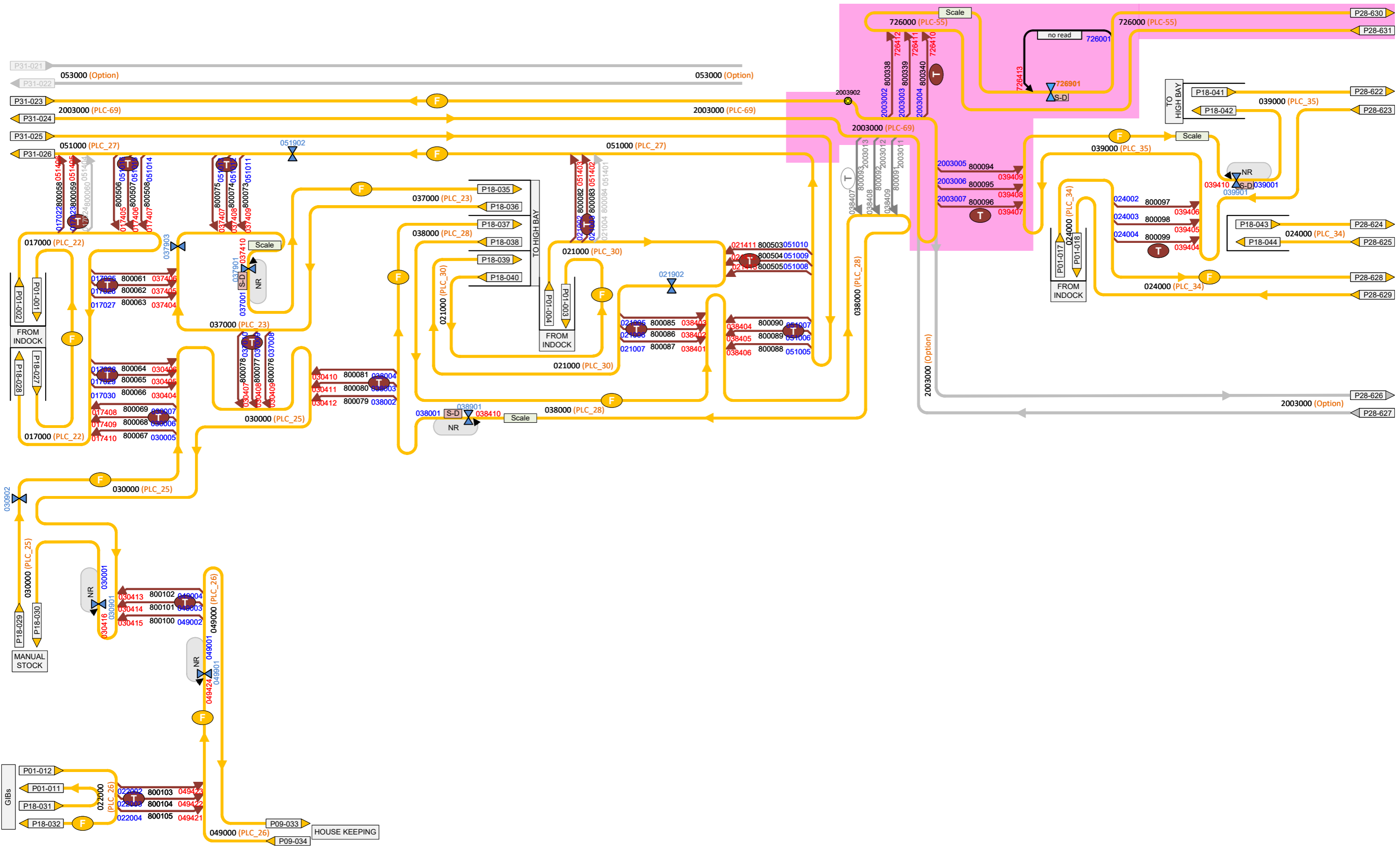
- Page 05 / Level 0
- E = 500 (empty RA / bags, block transport)
 - B = 500 (block transport RA)
 - S = 500 (single transport RA)
 - P = 500 (P&F buffer-conveyor)
 - F = 200 Fence conveyor
 - T = 660 Block Transfer
 - = Manual lanes
 - P = 651 Pin conveyor
 - P = 652 P&F conveyor

- xxx0nn – xxx3nn = UNIT-ID drop-offs
- xxx4nn – xxx6nn = UNIT-ID inductions
- xxx9nn = UNIT-ID RF-reader in conveyor
- yyyynn3 = UNIT-ID Stopper At packing station

- X = PLC reads RA (CTS_PR to WCS)
- X = Barcode Scanner
- X = PLC reads RA (CTS_DR to WCS)
- X = PLC reads RA (DFT)
- H-D = Hanger detection
- CGxx = Clock generator xx
- X = Det. Stat. without Scanner
- X = signal lamp
- S-D = Size detection

Page 05 / Level 0

HB = High Bay Matr = Matrix HK = House Keeping Sort = Sorter Indo = indock Bun = Bunker GIB = Goods in buffer	Pack = Packstation EBB = Empty bag buffer BAG = DB bag + Induction MS = Marriage station Man = Manual DB = Dynamic buffer	xxx = HPos conveyor yyy = HPos area
	System	Project: P1405 INDITEX Lelystad Date: 2026-02-19 Ver. 1.2.76 Page: 5 / 54



- E = 500 (empty RA / bags, block transport)
- B = 500 (block transport RA)
- S = 500 (single transport RA)
- P = 500 (P&F buffer-conveyor)
- F = 200 Fence conveyor
- T = 660 Block Transfer
- = Manual lanes
- P = 651 Pin conveyor
- P = 652 P&F conveyor

- xxx0nn – xxx3nn = UNIT-ID drop-offs
- xxx4nn – xxx6nn = UNIT-ID inductions
- xxx9nn = UNIT-ID RF-reader in conveyor
- yyyyn3 = UNIT-ID Stopper At packing station

- ▶ = PLC reads RA (CTS_PR to WCS)
- ◀ = Barcode Scanner
- ◀ = PLC reads RA (CTS_DR to WCS)
- ▶ = PLC reads RA (DFT)
- H-D = Hanger detection
- CGxx = Clock generator xx
- ◀ = Det. Stat. without Scanner
- ◻ = signal lamp
- S-D = Size detection

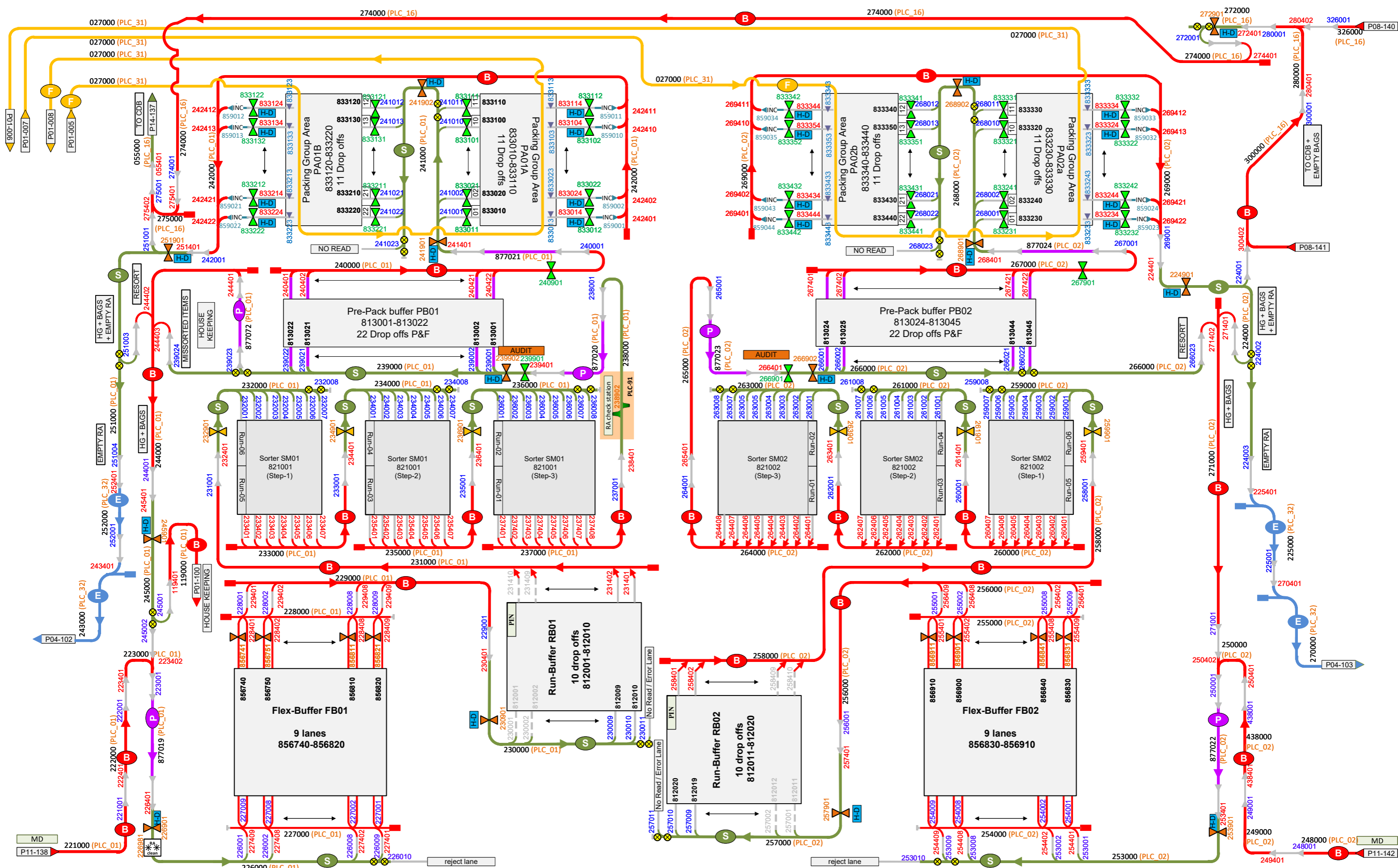
- HB = High Bay
- Matr = Matrix
- HK = House Keeping
- Sort = Sorter
- Indo = indock
- Bun = Bunker
- GIB = Goods in buffer
- Pack = Packstation
- EBB = Empty bag buffer
- BAG = DB bag + Induction
- MS = Marriage station
- Man = Manual
- DB = Dynamic buffer

xxx = conveyor
yyy = area



System

Project: P1405 INDITEX Lelystad
Date: 2025-07-17
Ver. 1.2.72 Page: 6 / 54



- E = 500 (empty RA / bags, block transport)
- B = 500 (block transport RA)
- S = 500 (single transport RA)
- P = 500 (P&F buffer-conveyor)
- F = 200 Fence conveyor
- T = 660 Block Transfer
- M = Manual lanes
- P = 651 Pin conveyor
- P = 652 P&F conveyor

- xxx0nn - xxx3nn = UNIT-ID drop-offs
- xxx4nn - xxx6nn = UNIT-ID inductions
- xxx9nn = UNIT-ID RF-reader in conveyor
- yyyynn3 = UNIT-ID Stopper At packing station

- = PLC reads RA (CTS_PR to WCS)
- = Barcode Scanner
- = PLC reads RA (CTS_DR to WCS)
- = PLC reads RA (DFT)
- = Hanger detection
- = Clock generator xx
- = Det. Stat. without Scanner
- = signal lamp
- = Size detection

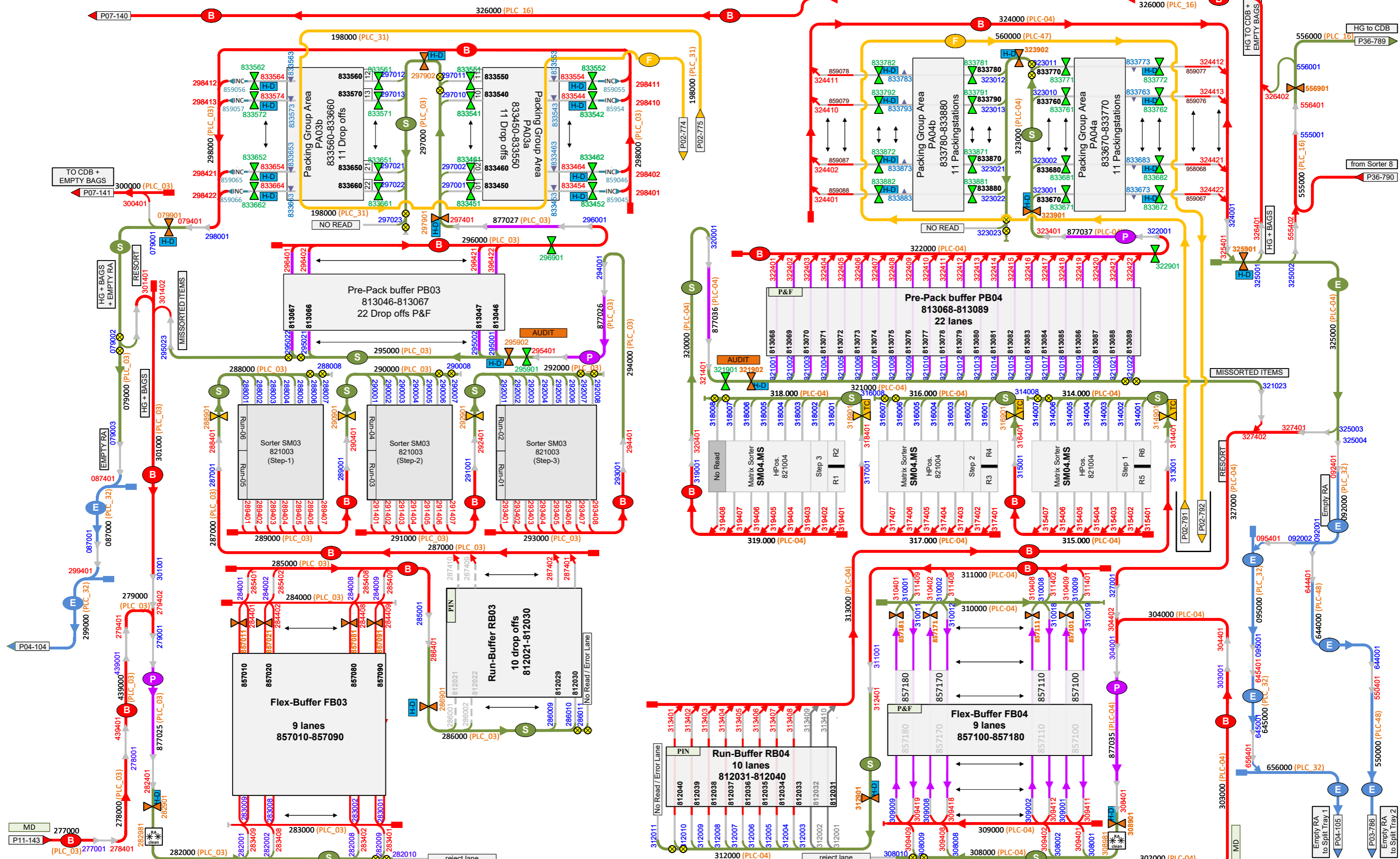
- HB = High Bay
- Matr = Matrix
- HK = House Keeping
- Sort = Sorter
- Ind = Indock
- Bun = Bunker
- GIB = Goods in buffer
- Pack = Packstation
- EBB = Empty bag buffer
- BAG = DB bag + Induction
- MS = Marriage station
- Man = Manual
- DB = Dynamic buffer

- xxx = HPos conveyor
- yyy = HPos area



System

Project: P1405 INDITEX Lelystad
 Date: 2026-02-19
 Ver. 1.2.76 Page: 7 / 54



- = 500 (empty RA / bags, block transport)
- = 500 (block transport RA)
- = 500 (single transport RA)
- = 500 (P&F buffer-conveyor)
- = 200 Fence conveyor
- = 660 Block Transfer
- = Manual lanes
- = 651 Pin conveyor
- = 652 P&F conveyor

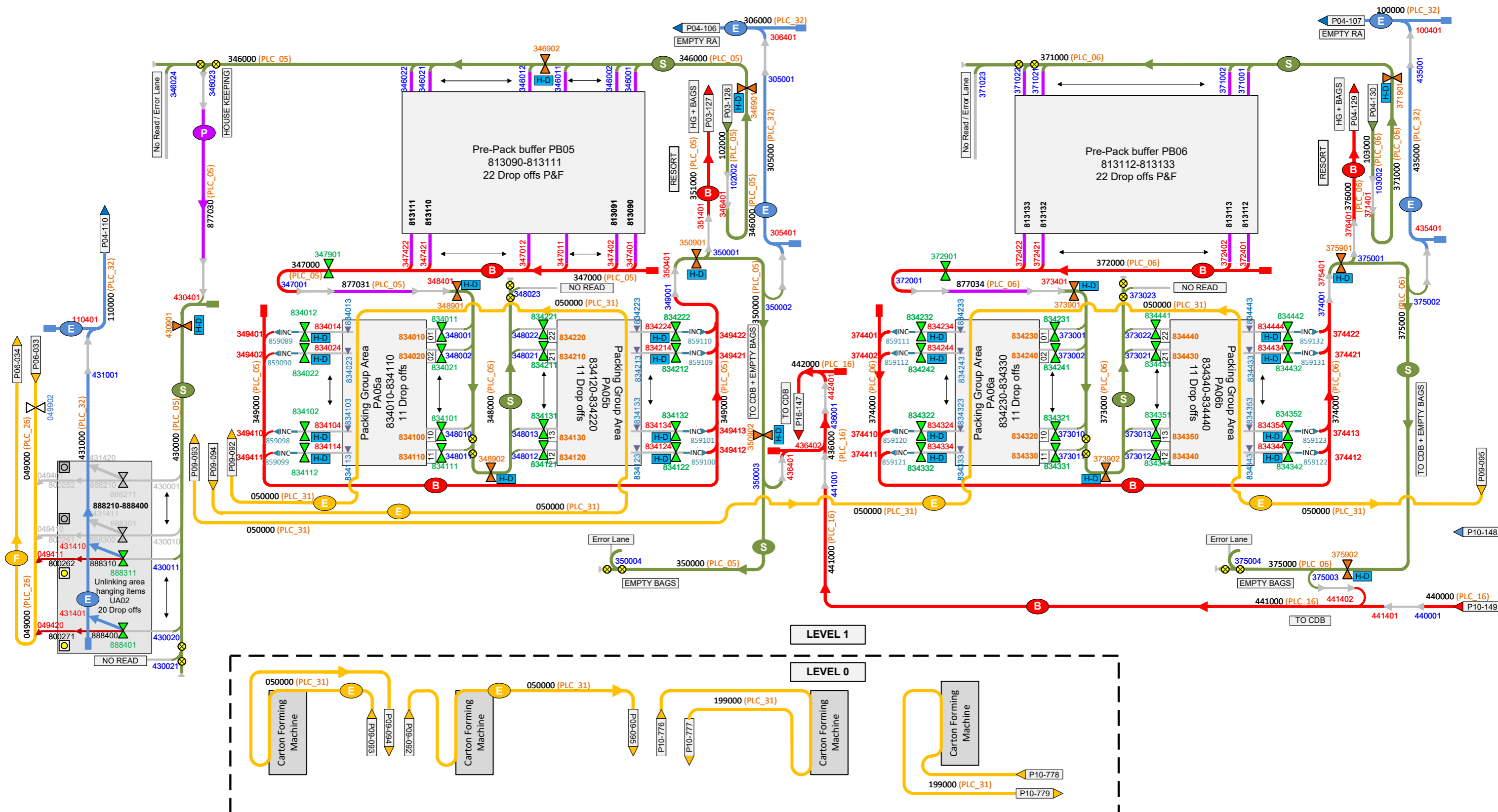
- xxx0nn – xxx3nn = UNIT-ID drop-offs
- xxx4nn – xxx6nn = UNIT-ID inductions
- xxx9nn = UNIT-ID RF-reader in conveyor
- yyynn3 = UNIT-ID Stopper At packing station

- = PLC reads RA (CTS_PR to WCS)
- = Barcode Scanner
- = PLC reads RA (CTS_DR to WCS)
- = PLC reads RA (DFT)
- = Hanger detection
- = Clock generator xx
- = signal lamp
- = Size detection
- = Det. Stat. without Scanner

- HB = High Bay
- Matr = Matrix
- HK = House Keeping
- Sort = Sorter
- Indo = Indock
- Bun = Bunker
- GIB = Goods in buffer
- Pack = Packstation
- EBB = Empty bag buffer
- BAG = DB bag + Induction
- MS = Marriage station
- Man = Manual
- DB = Dynamic buffer

- xxx = HPos conveyor
- yyy = HPos area

	System	Project: P1405 INDITEX Lelystad
		Date: 2026-02-19
		Ver. 1.2.76 Page: 8 / 54



Page 09 / Level 1

- E = 500 (empty RA / bags, block transport)
- B = 500 (block transport RA)
- S = 500 (single transport RA)
- P = 500 (P&F buffer-conveyor)
- F = 200 Fence conveyor
- T = 660 Block Transfer
- P = 651 Pin conveyor
- P = 652 P&F conveyor
- = Manual lanes

xxx0nn – xxx3nn = UNIT-ID drop-offs
 xxx4nn – xxx6nn = UNIT-ID inductions
 xxx9nn = UNIT-ID RF-reader in conveyor
 yyynn3 = UNIT-ID Stopper At packing station (∇)

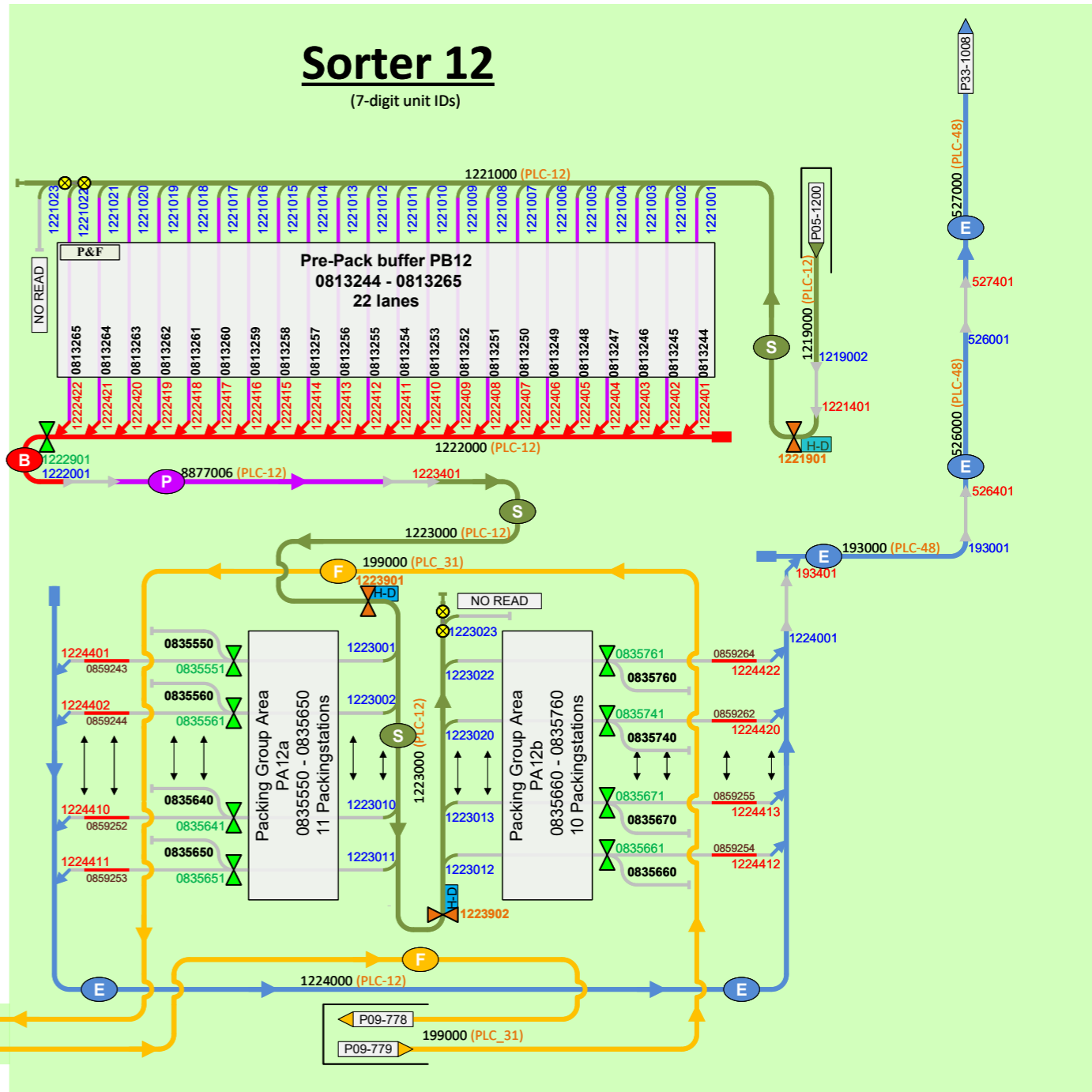
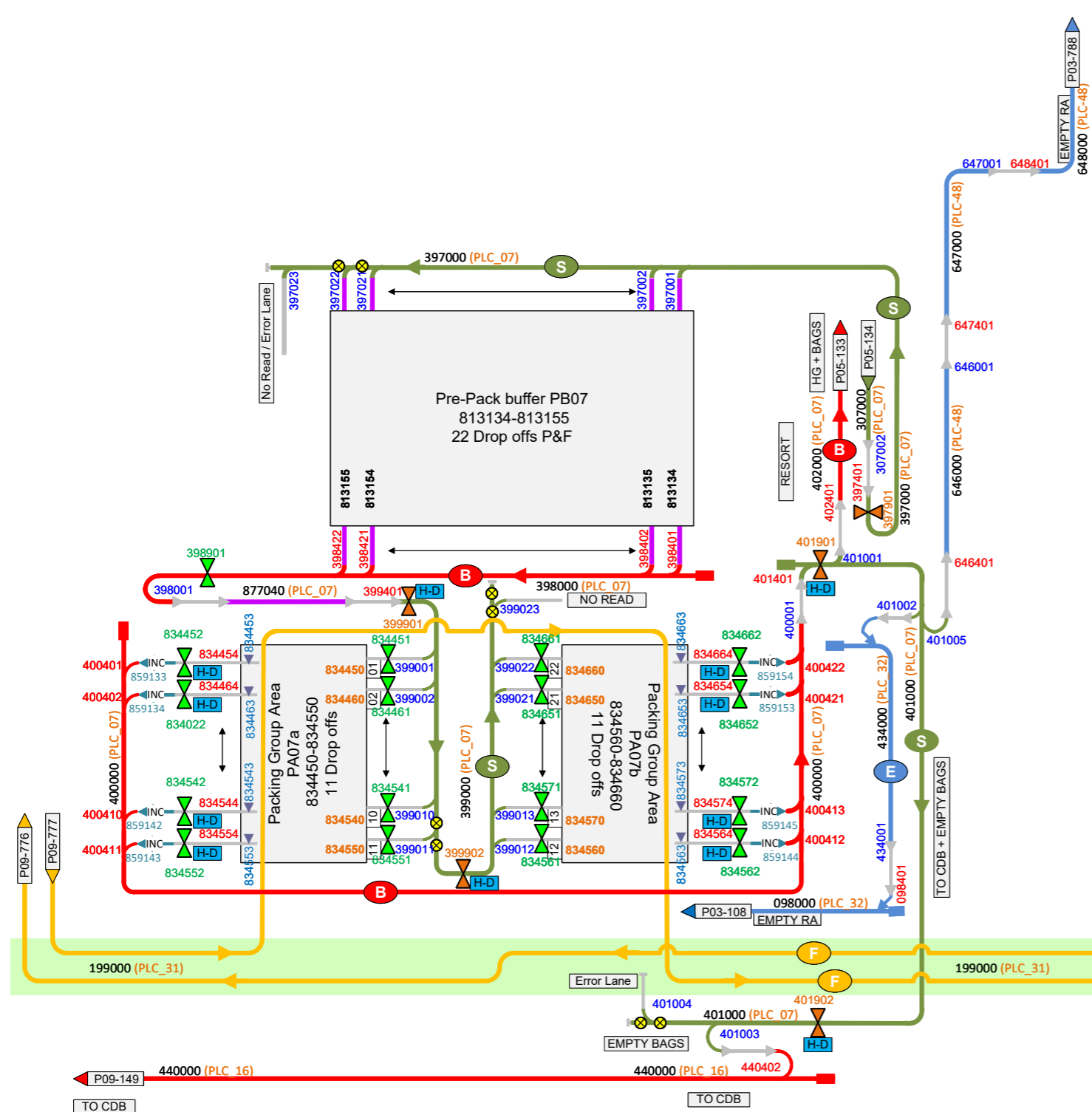
- ▶ = PLC reads RA (CTS_PR to WCS)
- ▶ = Barcode Scanner
- ▶ = PLC reads RA (CTS_DR to WCS)
- ▶ = PLC reads RA (DFT)
- H-D = Hanger detection
- CGxx = Clock generator xx
- S-D = Det. Stat. without Scanner
- S = signal lamp
- S-D = Size detection

Page 09 / Level 1

HB = High Bay Matr = Matrix HK = House Keeping Sort = Sorter Indo = indock Bun = Bunker GIB = Goods in buffer	Pack = Packstation EBB = Empty bag buffer BAG = DB bag + Induction MS = Marriage station Man = Manual DB = Dynamic buffer	xxx = HPos conveyor yyy = HPos area
---------------------------------------------------------------------------------------------------------------------------------	------------------------------------------------------------------------------------------------------------------------------------------	----------------------------------------

Project: P1405 INDITEX Lelystad
 Date: 2026-02-19
 Ver. 1.2.76 Page: 9 / 54





- E = 500 (empty RA / bags, block transport)
- B = 500 (block transport RA)
- S = 500 (single transport RA)
- P = 500 (P&F buffer-conveyor)
- F = 200 Fence conveyor
- T = 660 Block Transfer
- = Manual lanes
- P = 651 Pin conveyor
- P = 652 P&F conveyor

- xxx0nn – xxx3nn = UNIT-ID drop-offs
- xxx4nn – xxx6nn = UNIT-ID inductions
- xxx9nn = UNIT-ID RF-reader in conveyor
- yyynn3 = UNIT-ID Stopper At packing station

- = PLC reads RA (CTS_PR to WCS)
- = Barcode Scanner
- = PLC reads RA (CTS_DR to WCS)
- = PLC reads RA (DFT)
- = Hanger detection
- = Clock generator xx
- = Det. Stat. without Scanner
- = signal lamp
- = Size detection

- HB = High Bay
- Matr = Matrix
- HK = House Keeping
- Sort = Sorter
- Indo = indock
- Bun = Bunker
- GIB = Goods in buffer
- Pack = Packstation
- EBB = Empty bag buffer
- BAG = DB bag + Induction
- MS = Marriage station
- Man = Manual
- DB = Dynamic buffer

xxx = HPos conveyor
yyy = HPos area



System

Project: P1405 INDITEX Lelystad
Date: 2026-02-19
Ver. 1.2.76 Page: 10 / 54



Page 11 / Level 1

- E = 500 (empty RA / bags, block transport)
- B = 500 (block transport RA)
- S = 500 (single transport RA)
- P = 500 (P&F buffer-conveyor)
- F = 200 Fence conveyor
- T = 660 Block Transfer
- P = 651 Pin conveyor
- P = 652 P&F conveyor
- = Manual lanes

xxx0nn – xxx3nn = UNIT-ID drop-offs
 xxx4nn – xxx6nn = UNIT-ID inductions
 xxx9nn = UNIT-ID RF-reader in conveyor
 yyyy3 = UNIT-ID Stopper At packing station

- ▶ = PLC reads RA (CTS_PR to WCS)
- ▶ = Barcode Scanner
- ▶ = PLC reads RA (CTS_DR to WCS)
- ▶ = PLC reads RA (DFT)
- H-D = Hanger detection
- CGxx = Clock generator xx
- S = Det. Stat. without Scanner
- S-D = signal lamp
- S-D = Size detection

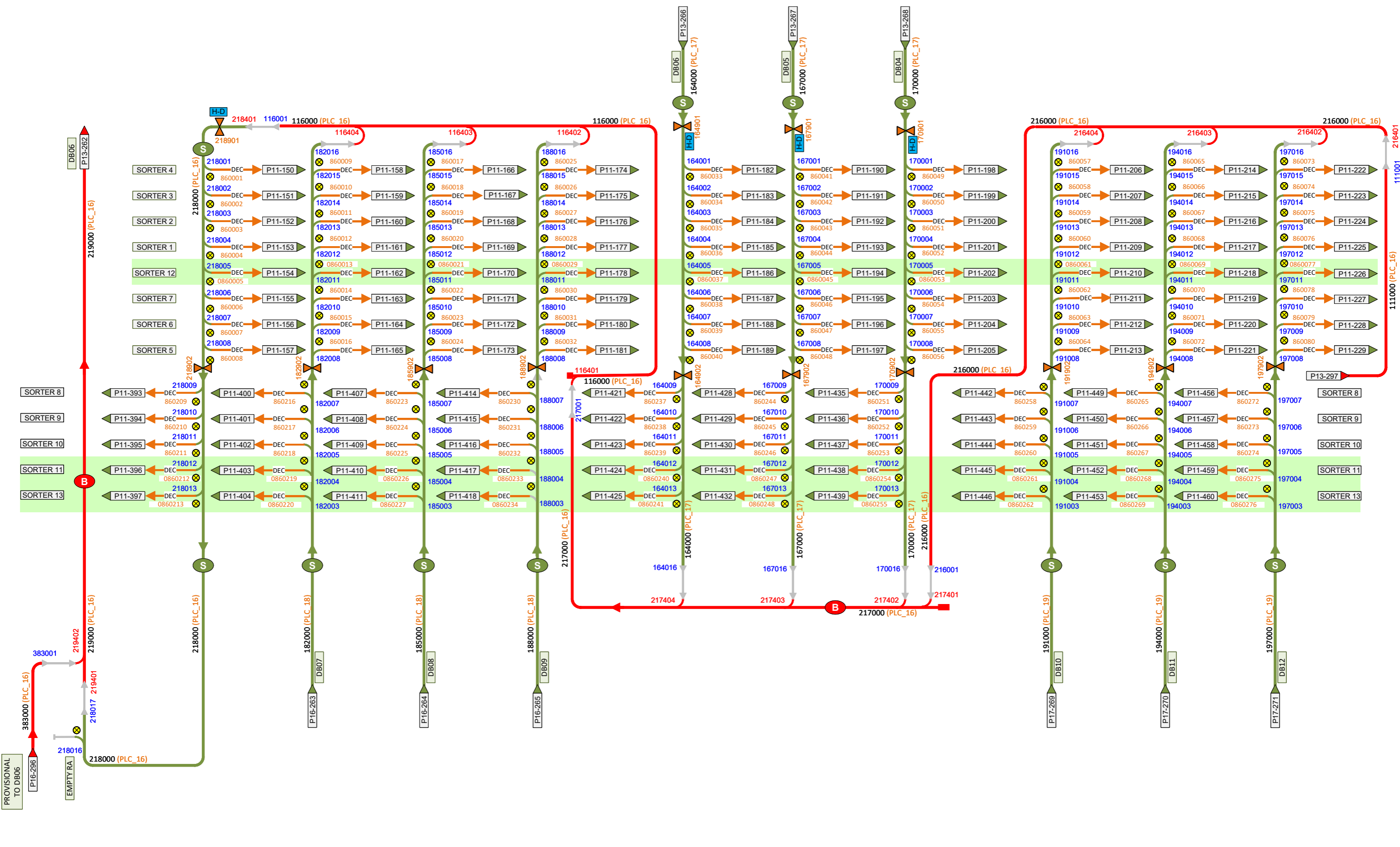
HB = High Bay
 Matr = Matrix
 HK = House Keeping
 Sort = Sorter
 Indo = indock
 Bun = Bunker
 GIB = Goods in buffer

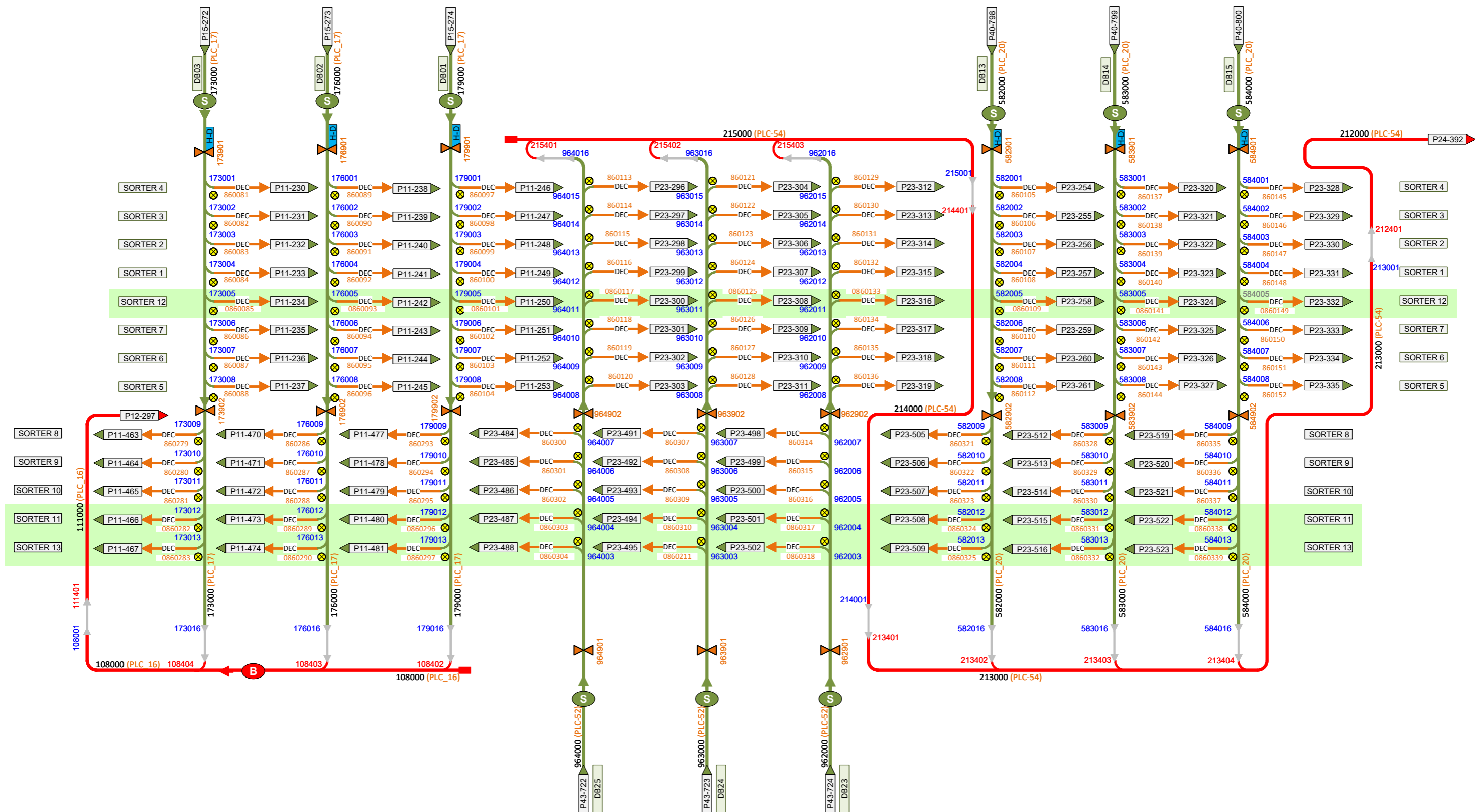
Pack = Packstation
 EBB = Empty bag buffer
 BAG = DB bag + Induction
 MS = Marriage station
 Man = Manual
 DB = Dynamic buffer

xxx = HPos conveyor
 yyy = HPos area

DFT System

Project: P1405 INDITEX Lelystad
 Date: 2026-02-19
 Ver. 1.2.76 Page: 11 / 54





- E = 500 (empty RA / bags, block transport)
- B = 500 (block transport, dist. 120 mm, gap block = 0,7m)
- S = 500 (single transport, distance 170 mm)
- P = 500 (P&F buffer-conveyor)
- F = 200 Fence conveyor
- T = 660 Block Transfer
- Manual lanes
- P = 651 Pin conveyor
- P = 652 P&F conveyor

- xxx0nn – xxx3nn = UNIT-ID drop-offs
- xxx4nn – xxx6nn = UNIT-ID inductions
- xxx9nn = UNIT-ID RF-reader in conveyor
- yyynn3 = UNIT-ID Stopper At packing station

- ⊗ = PLC reads RA (CTS_PR to WCS)
- ⊗ = Barcode Scanner
- ⊗ = PLC reads RA (CTS_DR to WCS)
- ⊗ = PLC reads RA (DFT)
- H-D = Hanger detection
- CGxx = Clock generator xx
- ⊗ = Det. Stat. without Scanner
- ⊗ = signal lamp
- S-D = Size detection

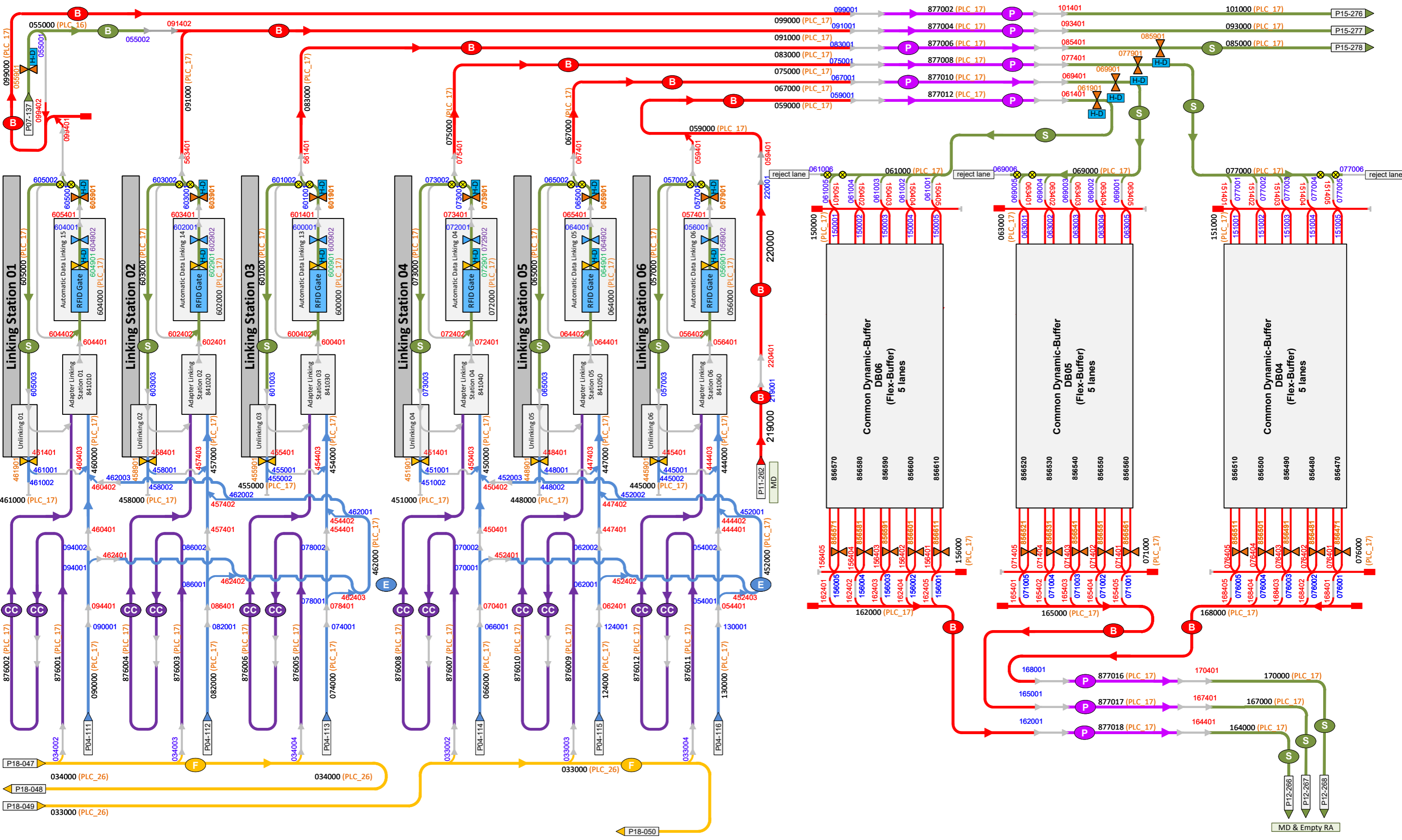
- HB = High Bay
- Matr = Matrix
- HK = House Keeping
- Sort = Sorter
- Indo = indock
- Bun = Bunker
- GIB = Goods in buffer
- Pack = Packstation
- EBB = Empty bag buffer
- BAG = DB bag + Induction
- MS = Marriage station
- Man = Manual
- DB = Dynamic buffer

xxx = HPos conveyor
yyy = HPos area



System

Project: P1405 INDITEX Lelystad
Date: 2026-02-19
Ver. 1.2.76 Page: 13 / 54



Page 14 / Level 2

- = 500 (empty RA / bags, block transport)
- = 500 (block transport RA)
- = 500 (single transport RA)
- = 500 (P&F buffer-conveyor)
- = 200 Fence conveyor
- = 660 Block Transfer
- = Manual lanes
- = 651 Pin conveyor
- = 652 P&F conveyor

xxx0nn – xxx3nn = UNIT-ID drop-offs
 xxx4nn – xxx6nn = UNIT-ID inductions
 xxx9nn = UNIT-ID RF-reader in conveyor
 yyyynn3 = UNIT-ID Stopper At packing station

- ⊗ = PLC reads RA (CTS_PR to WCS)
- ⊗ = Barcode Scanner
- ⊗ = PLC reads RA (CTS_DR to WCS)
- ⊗ = PLC reads RA (DFT)
- H-D = Hanger detection
- CGxx = Clock generator xx
- ⊗ = Det. Stat. without Scanner
- ⊗ = signal lamp
- S-D = Size detection

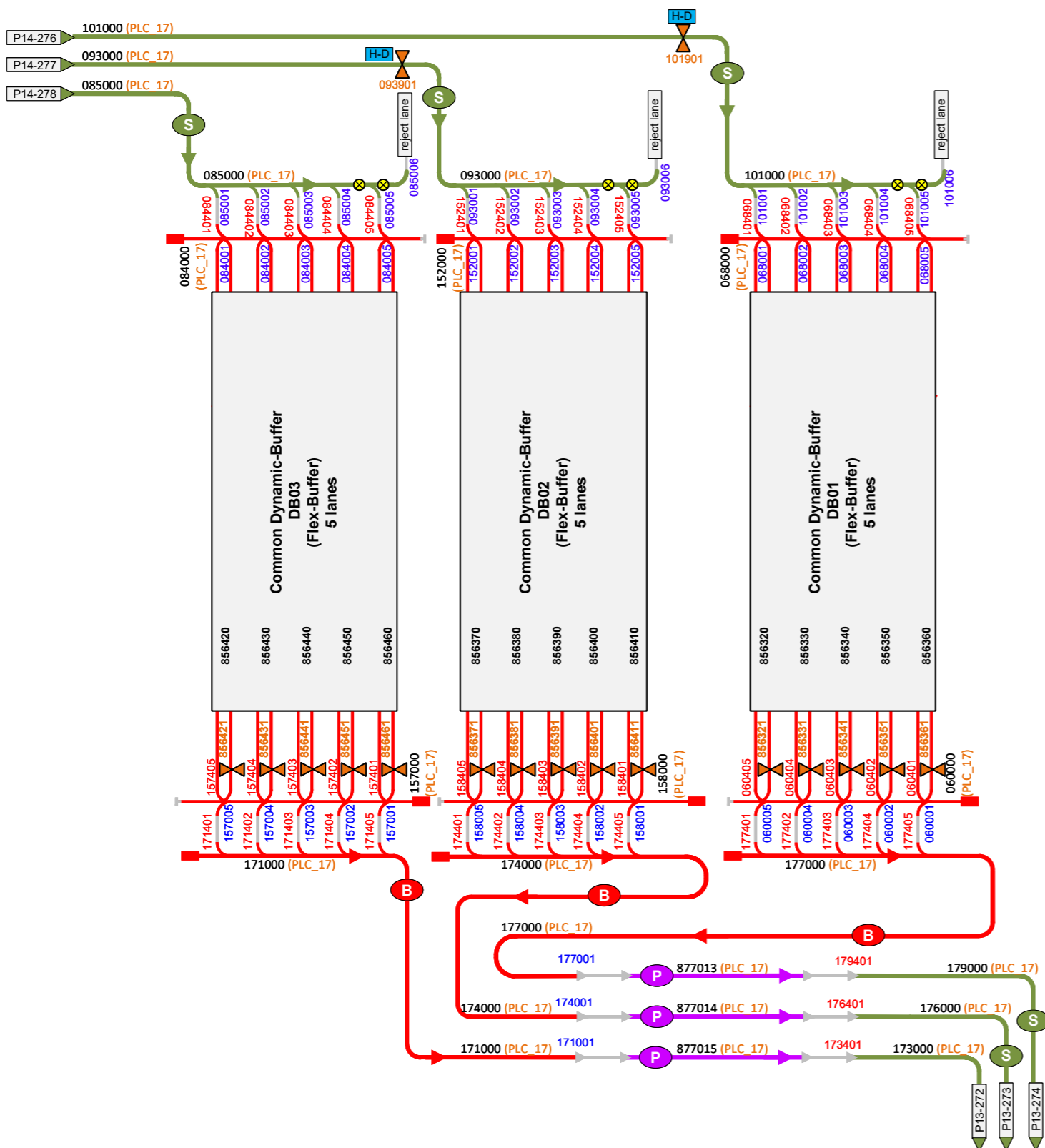
Page 14 / Level 2

<ul style="list-style-type: none"> HB = High Bay MD = module distrib. HK = House Keeping SM = Sorter Module Indo = indock Bun = Bunker GIB = Goods in buffer 	<ul style="list-style-type: none"> PA = Packing Area EBB = Empty bag buffer BAG = DB bag + Induction MS = Marriage station Man = Manual Db = Dynamic buffer ST = Split Tray 	<ul style="list-style-type: none"> xxx = HPos conveyor yyy = HPos area
-----------------------------------------------------------------------------------------------------------------------------------------------------------------------------------------------------------------------------------	--------------------------------------------------------------------------------------------------------------------------------------------------------------------------------------------------------------------------------------------------	------------------------------------------------------------------------------------------------

Project: P1405 INDITEX Lelystad
 Date: 2026-02-19
 Ver. 1.2.76 Page: 14 / 54



System



- E = 500 (empty RA / bags, block transport)
- B = 500 (block transport RA)
- S = 500 (single transport RA)
- P = 500 (P&F buffer-conveyor)
- F = 200 Fence conveyor
- T = 660 Block Transfer
- = Manual lanes
- P = 651 Pin conveyor
- P = 652 P&F conveyor

xxx0nn – xxx3nn = UNIT-ID drop-offs
 xxx4nn – xxx6nn = UNIT-ID inductions
 xxx9nn = UNIT-ID RF-reader in conveyor
 yyynn3 = UNIT-ID Stopper At packing station

- ▶ = PLC reads RA (CTS_PR to WCS)
- ▶ = Barcode Scanner
- ▶ = PLC reads RA (CTS_DR to WCS)
- ▶ = PLC reads RA (DFT)
- H-D = Hanger detection
- CGxx = Clock generator xx
- ◊ = Det. Stat. without Scanner
- ◊ = signal lamp
- S-D = Size detection

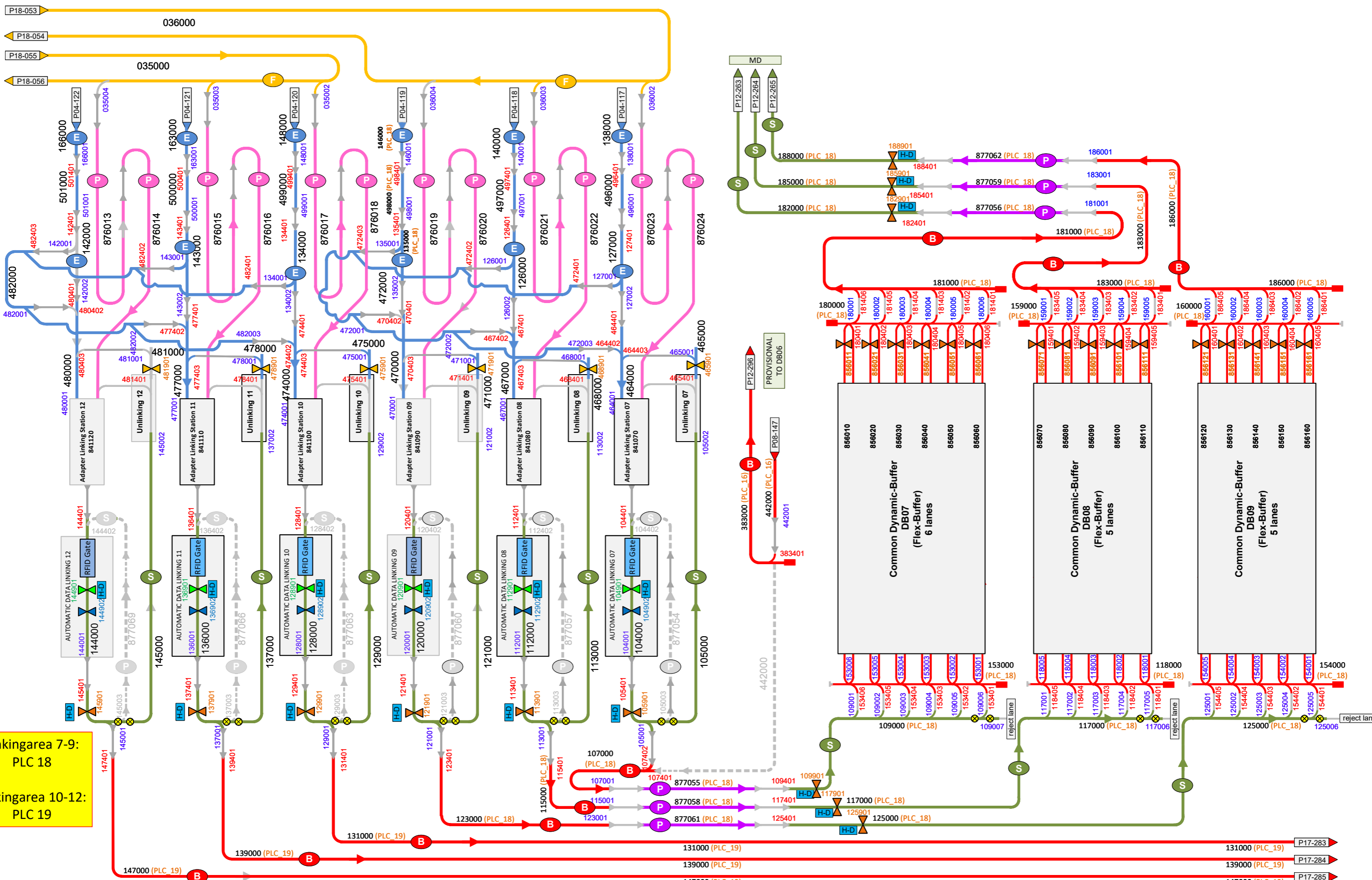
HB = High Bay	Pack = Packstation
Matr = Matrix	EBB = Empty bag buffer
HK = House Keeping	BAG = DB bag + induction
Sort = Sorter	MS = Marriage station
Indo = indock	Man = Manual
Bun = Bunker	DB = Dynamic buffer
GIB = Goods in buffer	

xxx = HPos conveyor
 yyy = HPos area



System

Project: P1405 INDITEX Lelystad
 Date: 2026-02-19
 Ver. 1.2.76 Page: 15 / 54



Linkingarea 7-9:
PLC 18

Linkingarea 10-12:
PLC 19

- Page 16 / Level 2
- E = 500 (empty RA / bags, block transport)
 - B = 500 (block transport RA)
 - S = 500 (single transport RA)
 - P = 500 (P&F buffer-conveyor)
 - F = 200 Fence conveyor
 - T = 660 Block Transfer
 - M = Manual lanes
 - P = 651 Pin conveyor
 - P = 652 P&F conveyor

- xxx0nn – xxx3nn = UNIT-ID drop-offs
- xxx4nn – xxx6nn = UNIT-ID inductions
- xxx9nn = UNIT-ID RF-reader in conveyor
- yyynn3 = UNIT-ID Stopper At packing station

- = PLC reads RA (CTS_PR to WCS)
- = Barcode Scanner
- = PLC reads RA (CTS_DR to WCS)
- = PLC reads RA (DFT)
- = Hanger detection
- = Clock generator xx
- = signal lamp
- = Size detection
- = Det. Stat. without Scanner

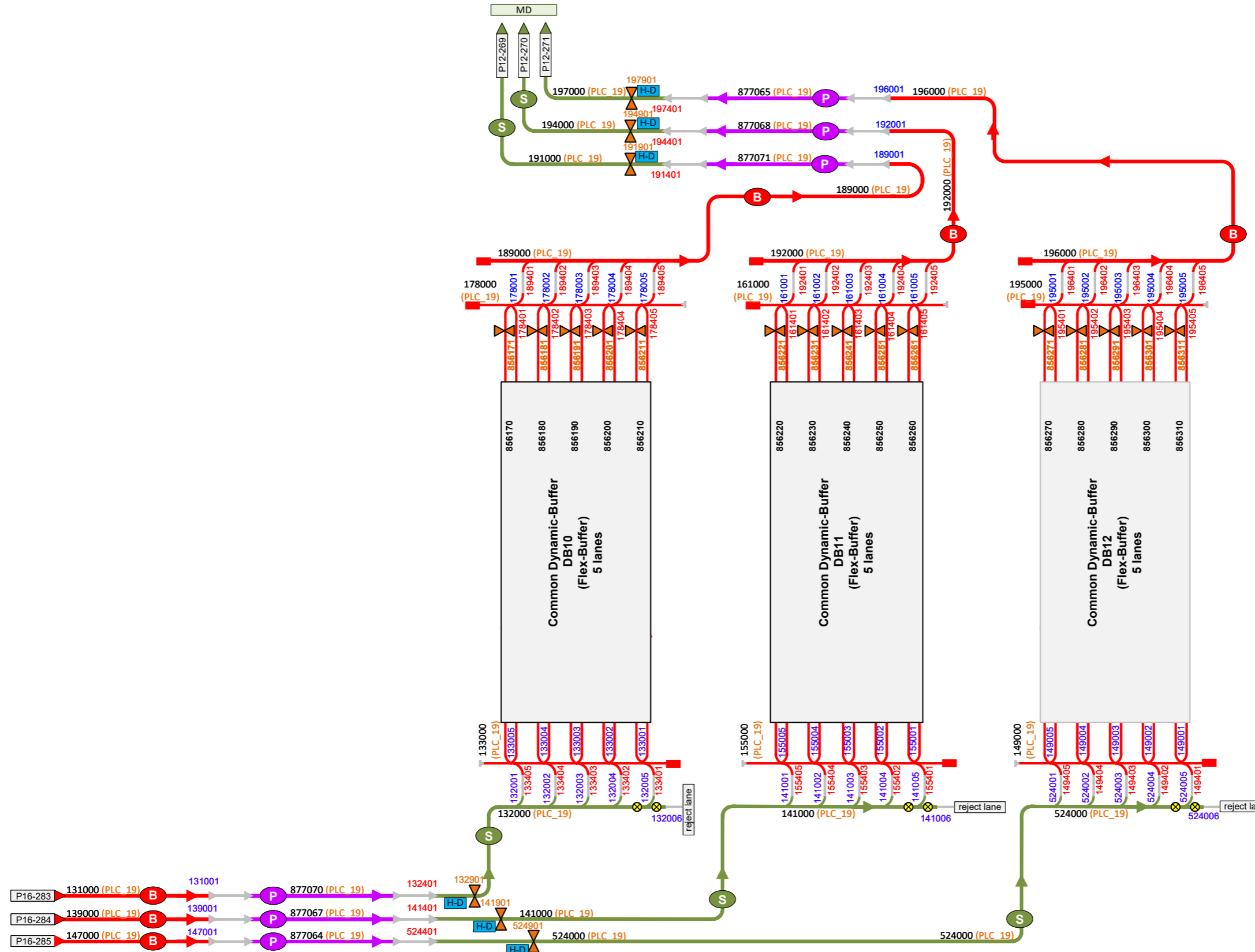
- HB = High Bay
- Matr = Matrix
- HK = House Keeping
- Sort = Sorter
- Indo = indock
- Bun = Bunker
- GIB = Goods in buffer
- Pack = Packstation
- EBB = Empty bag buffer
- BAG = DB bag + Induction
- MS = Marriage station
- Man = Manual
- DB = Dynamic buffer

xxx = HPos conveyor
yyy = HPos area



System

Project: P1405 INDITEX Lelystad
Date: 2026-02-19
Ver. 1.2.76 Page: 16 / 54



- E = 500 (empty RA / bags, block transport)
- B = 500 (block transport RA)
- S = 500 (single transport RA)
- P = 500 (P&F buffer-conveyor)
- F = 200 Fence conveyor
- T = 660 Block Transfer
- = Manual lanes
- P = 651 Pin conveyor
- P = 652 P&F conveyor

- xxx0nn – xxx3nn = UNIT-ID drop-offs
- xxx4nn – xxx6nn = UNIT-ID inductions
- xxx9nn = UNIT-ID RF-reader in conveyor
- yyynn3 = UNIT-ID Stopper At packing station

- ⊗ = PLC reads RA (CTS_PR to WCS)
- ⊗ = Barcode Scanner
- ⊗ = PLC reads RA (CTS_DR to WCS)
- ⊗ = PLC reads RA (DFT)
- H-D = Hanger detection
- CGxx = Clock generator xx
- ⊗ = Det. Stat. without Scanner
- ⊗ = signal lamp
- S-D = Size detection

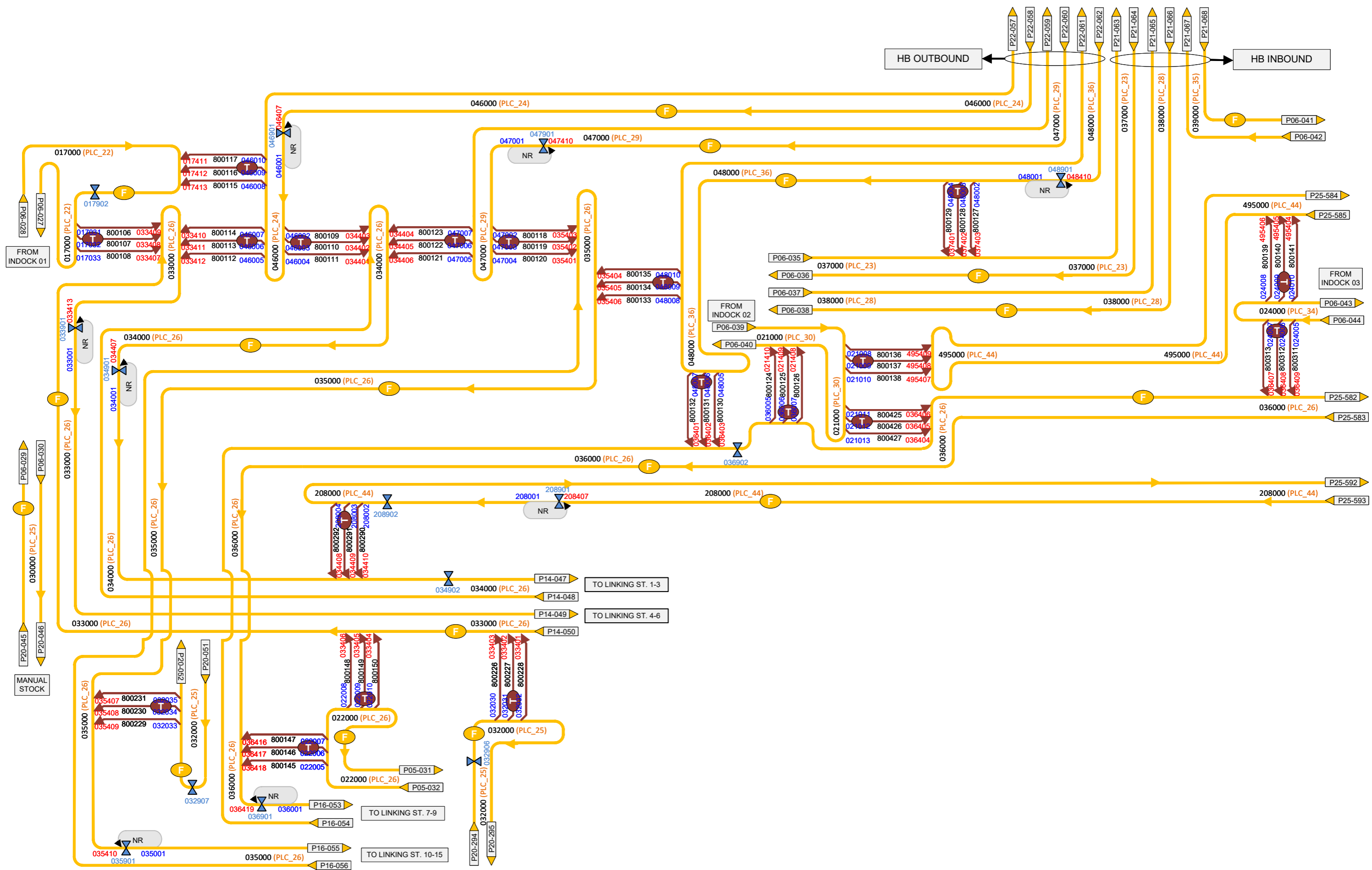
- HB = High Bay
- Matr = Matrix
- HK = House Keeping
- Sort = Sorter
- Indo = indock
- Bun = Bunker
- GIB = Goods in buffer
- Pack = Packstation
- EBB = Empty bag buffer
- BAG = DB bag + Induction
- MS = Marriage station
- Man = Manual
- DB = Dynamic buffer

xxx = HPos conveyor
yyy = HPos area



System

Project: P1405 INDITEX Lelystad
Date: 2026-02-19
Ver. 1.2.76 Page: 17 / 54



- E = 500 (empty RA / bags, block transport)
- B = 500 (block transport RA)
- S = 500 (single transport RA)
- P = 500 (P&F buffer-conveyor)
- F = 200 Fence conveyor
- T = 660 Block Transfer
- P = 651 Pin conveyor
- P = 652 P&F conveyor
- = Manual lanes

- xxx0nn - xxx3nn = UNIT-ID drop-offs
- xxx4nn - xxx6nn = UNIT-ID inductions
- xxx9nn = UNIT-ID RF-reader in conveyor
- yyyynn3 = UNIT-ID Stopper At packing station

- F = PLC reads RA (CTS_PR to WCS)
- F = Barcode Scanner
- F = PLC reads RA (CTS_DR to WCS)
- F = PLC reads RA (DFT)
- H-D = Hanger detection
- CGxx = Clock generator xx
- D = Det. Stat. without Scanner
- S-L = signal lamp
- S-D = Size detection

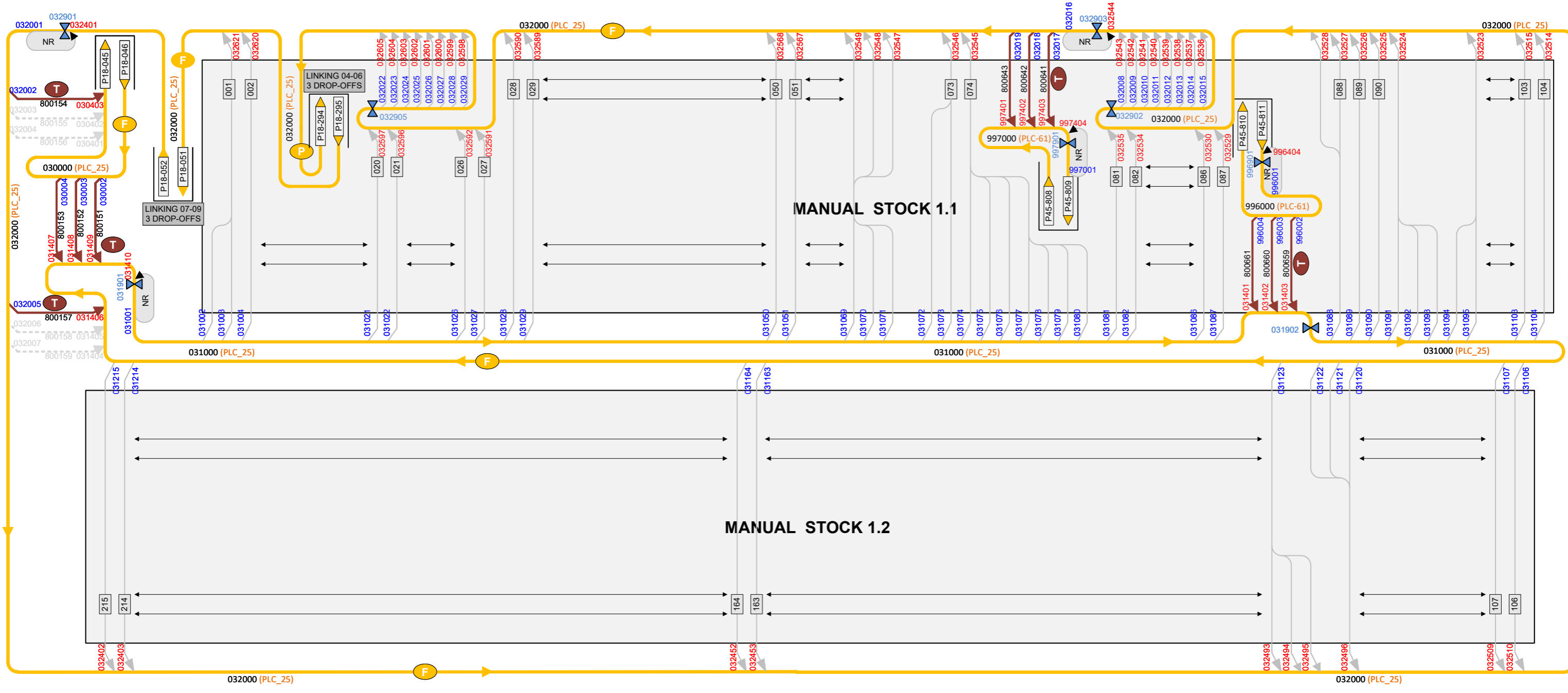
- HB = High Bay
- Matr = Matrix
- HK = House Keeping
- Sort = Sorter
- Indo = indock
- Bun = Bunker
- GIB = Goods in buffer
- Pack = Packstation
- EBB = Empty bag buffer
- BAG = DB bag + Induction
- MS = Marriage station
- Man = Manual
- DB = Dynamic buffer

xxx = conveyor
yyy = area



System

Project: P1405 INDITEX Lelystad
Date: 2026-02-19
Ver. 1.2.76 Page: 18 / 54



- E = 500 (empty RA / bags, block transport)
- B = 500 (block transport RA)
- S = 500 (single transport RA)
- P = 500 (P&F buffer-conveyor)
- F = 200 Fence conveyor
- T = 660 Block Transfer
- = Manual lanes
- P = 651 Pin conveyor
- P = 652 P&F conveyor

- xxx0nn – xxx3nn = UNIT-ID drop-offs
- xxx4nn – xxx6nn = UNIT-ID inductions
- xxx9nn = UNIT-ID RF-reader in conveyor
- yyynn3 = UNIT-ID Stopper At packing station (▼)

- ⊗ = PLC reads RA (CTS_PR to WCS)
- ⊗ = Barcode Scanner
- ⊗ = PLC reads RA (CTS_DR to WCS)
- ⊗ = PLC reads RA (DFT)
- H-D = Hanger detection
- CGxx = Clock generator xx
- ⊗ = Det. Stat. without Scanner
- = signal lamp
- S-D = Size detection










- HB = High Bay
- Matr = Matrix
- HK = House Keeping
- Sort = Sorter
- Indo = indock
- Bun = Bunker
- GIB = Goods in buffer
- Pack = Packstation
- EBB = Empty bag buffer
- BAG = DB bag + induction
- MS = Marriage station
- Man = Manual
- DB = Dynamic buffer

xxx = conveyor
yyy = area












System

Project: P1405 INDITEX Lelystad
Date: 2026-02-19
Ver. 1.2.76 Page: 19 / 54

-  = 500 (empty RA / bags, block transport)
-  = 500 (block transport RA)
-  = 500 (single transport RA)
-  = 500 (P&F buffer-conveyor)  = Manual lanes
-  = 200 Fence conveyor  = 651 Pin conveyor
-  = 660 Block Transfer  = 652 P&F conveyor

- xxx0nn – xxx3nn = UNIT-ID drop-offs
- xxx4nn – xxx6nn = UNIT-ID inductions
- xxx9nn = UNIT-ID RF-reader in conveyor
- yyynn3 = UNIT-ID Stopper At packing station (▼)

-  = PLC reads RA (CTS_PR to WCS)
-  = Barcode Scanner  = Det. Stat. without Scanner
-  = PLC reads RA (CTS_DR to WCS)
-  = PLC reads RA (DFT)
-  = Hanger detection  = signal lamp
-  = Clock generator xx  = Size detection

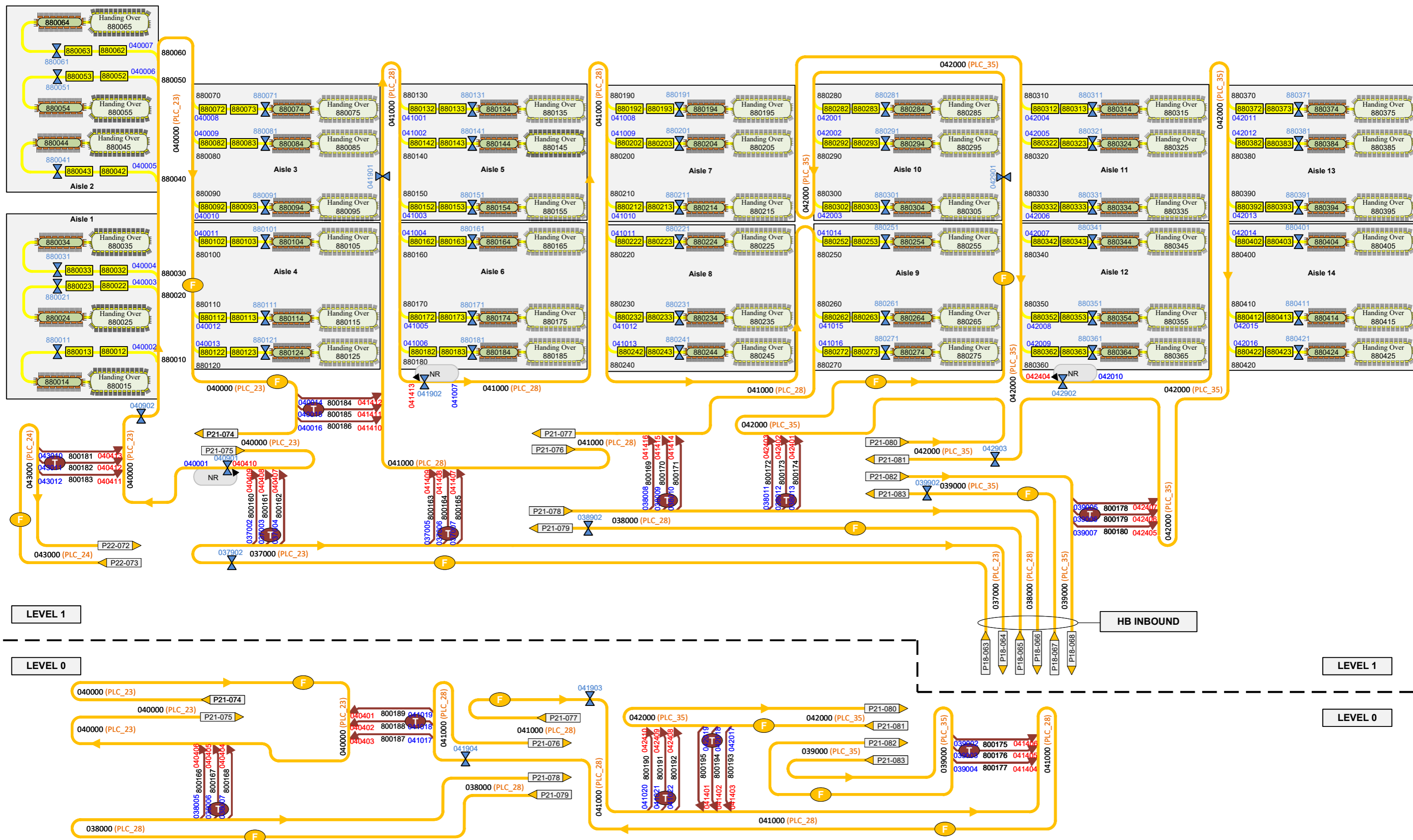
HB = High Bay	Pack = Packstation
Matr = Matrix	EBB = Empty bag buffer
HK = House Keeping	BAG = DB bag + induction
Sort = Sorter	MS = Marriage station
Indo = indock	Man = Manual
Bun = Bunker	DB = Dynamic buffer
GIB = Goods in buffer	

- xxx = HPos conveyor
- yyy = HPos area



System

Project: P1405 INDITEX Lelystad
 Date: 2026-02-19
 Ver. 1.2.76 Page: 20 / 54



- E = 500 (empty RA / bags, block transport)
- B = 500 (block transport RA)
- S = 500 (single transport RA)
- P = 500 (P&F buffer-conveyor)
- F = 200 Fence conveyor
- T = 660 Block Transfer
- = Manual lanes
- P = 651 Pin conveyor
- P = 652 P&F conveyor

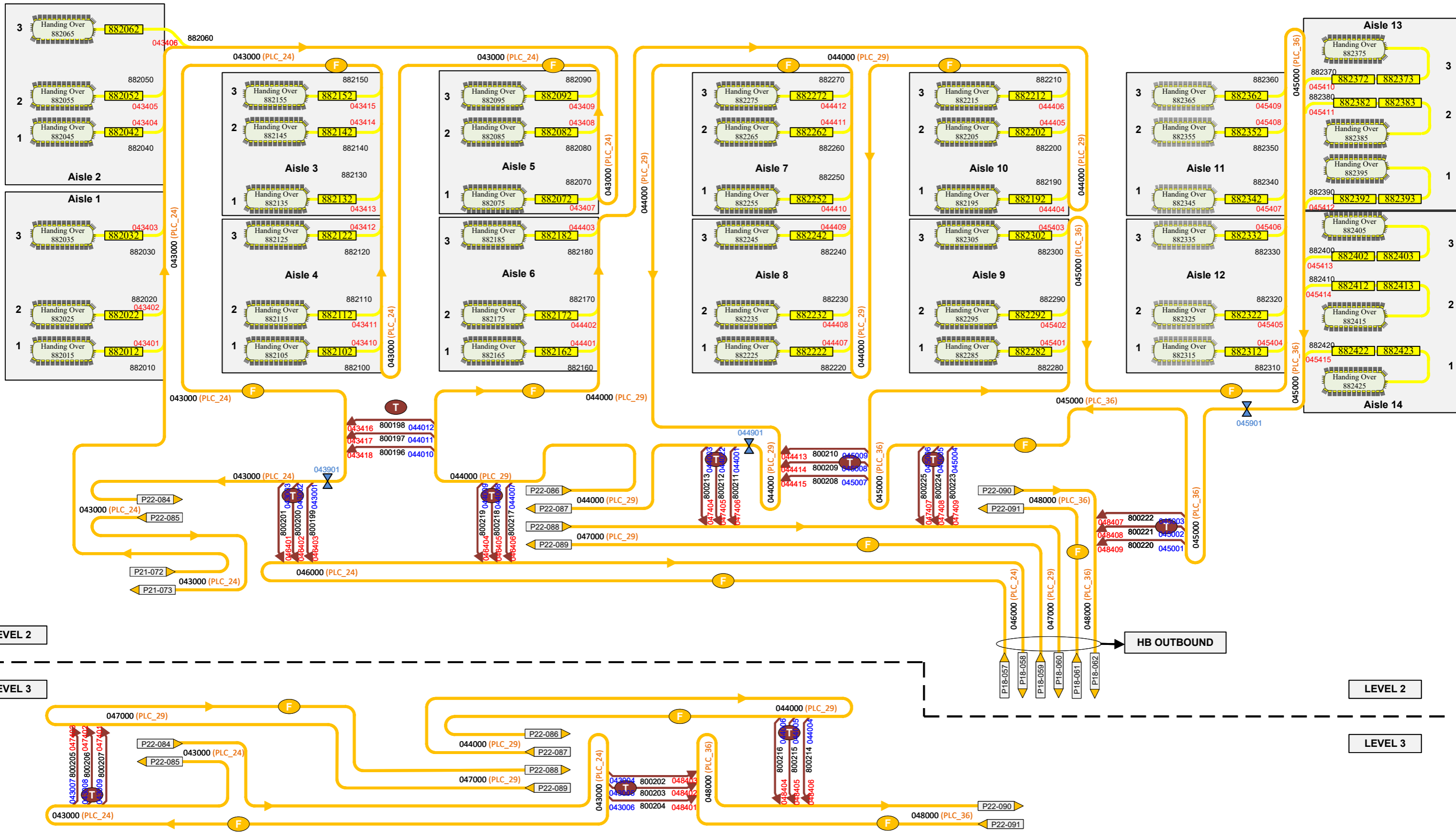
- xxx0nn – xxx3nn = UNIT-ID drop-offs
- xxx4nn – xxx6nn = UNIT-ID inductions
- xxx9nn = UNIT-ID RF-reader in conveyor
- yyynn3 = UNIT-ID Stopper At packing station (▼)

- X = PLC reads RA (CTS_PR to WCS)
- X = Barcode Scanner
- X = PLC reads RA (CTS_DR to WCS)
- X = PLC reads RA (DFT)
- H-D = Hanger detection
- CGxx = Clock generator xx
- X = Det. Stat. without Scanner
- X = signal lamp
- S-D = Size detection

- HB = High Bay
- Matr = Matrix
- HK = House Keeping
- Sort = Sorter
- Bun = Bunker
- GIB = Goods in buffer
- Pack = Packstation
- EBB = Empty bag buffer
- BAG = DB bag + Induction
- MS = Marriage station
- Man = Manual
- DB = Dynamic buffer

xxx = conveyor
yyy = area





- E = 500 (empty RA / bags, block transport)
- B = 500 (block transport RA)
- S = 500 (single transport RA)
- P = 500 (P&F buffer-conveyor)
- F = 200 Fence conveyor
- T = 660 Block Transfer
- = Manual lanes
- P = 651 Pin conveyor
- P = 652 P&F conveyor

- xxx0nn – xxx3nn = UNIT-ID drop-offs
- xxx4nn – xxx6nn = UNIT-ID inductions
- xxx9nn = UNIT-ID RF-reader in conveyor
- yyyynn3 = UNIT-ID Stopper At packing station (▼)

- ▶ = PLC reads RA (CTS_PR to WCS)
- ▶ = Barcode Scanner
- ▶ = PLC reads RA (CTS_DR to WCS)
- ▶ = PLC reads RA (DFT)
- H-D = Hanger detection
- CGxx = Clock generator xx
- ◻ = Det. Stat. without Scanner
- ◻ = signal lamp
- S-D = Size detection

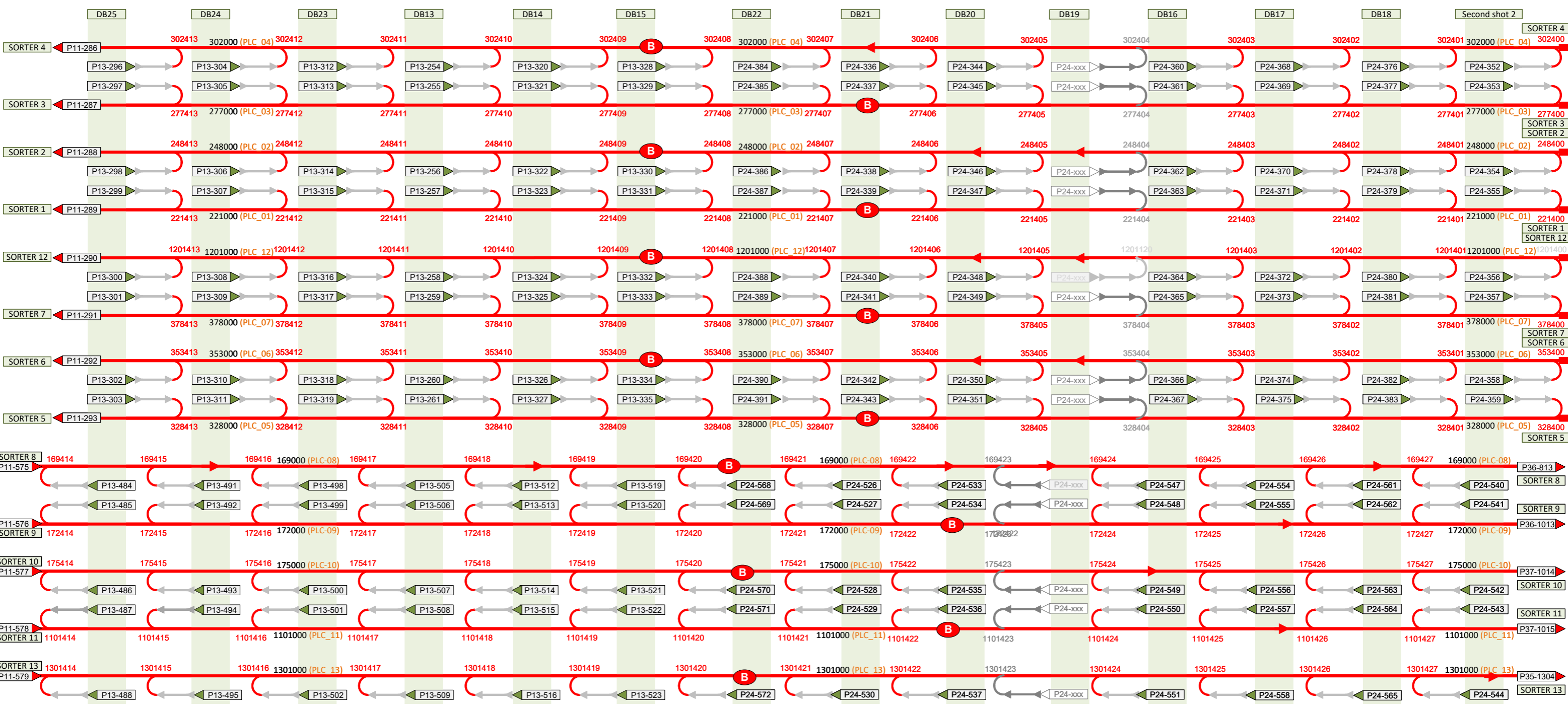
- HB = High Bay
- Matr = Matrix
- HK = House Keeping
- Sort = Sorter
- Indo = indock
- Bun = Bunker
- GIB = Goods in buffer
- Pack = Packstation
- EBB = Empty bag buffer
- BAG = DB bag + Induction
- MS = Marriage station
- Man = Manual
- DB = Dynamic buffer

- xxx = conveyor
- yyy = area



System

Project: P1405 INDITEX Lelystad
 Date: 2026-02-19
 Ver. 1.2.76 Page: 22 / 54



Page 23 / Level 1

- E = 500 (empty RA / bags, block transport)
- B = 500 (block transport RA)
- S = 500 (single transport RA)
- P = 500 (P&F buffer-conveyor)
- F = 200 Fence conveyor
- T = 660 Block Transfer
- P = 651 Pin conveyor
- P = 652 P&F conveyor
- = Manual lanes

xxx0nn – xxx3nn = UNIT-ID drop-offs
 xxx4nn – xxx6nn = UNIT-ID inductions
 xxx9nn = UNIT-ID RF-reader in conveyor
 yyynn3 = UNIT-ID Stopper At packing station (∇)

- ▶ = PLC reads RA (CTS_PR to WCS)
- ▶ = Barcode Scanner
- ▶ = PLC reads RA (CTS_DR to WCS)
- ▶ = PLC reads RA (DFT)
- H-D = Hanger detection
- CGxx = Clock generator xx
- S-D = Det. Stat. without Scanner
- = signal lamp
- S-D = Size detection

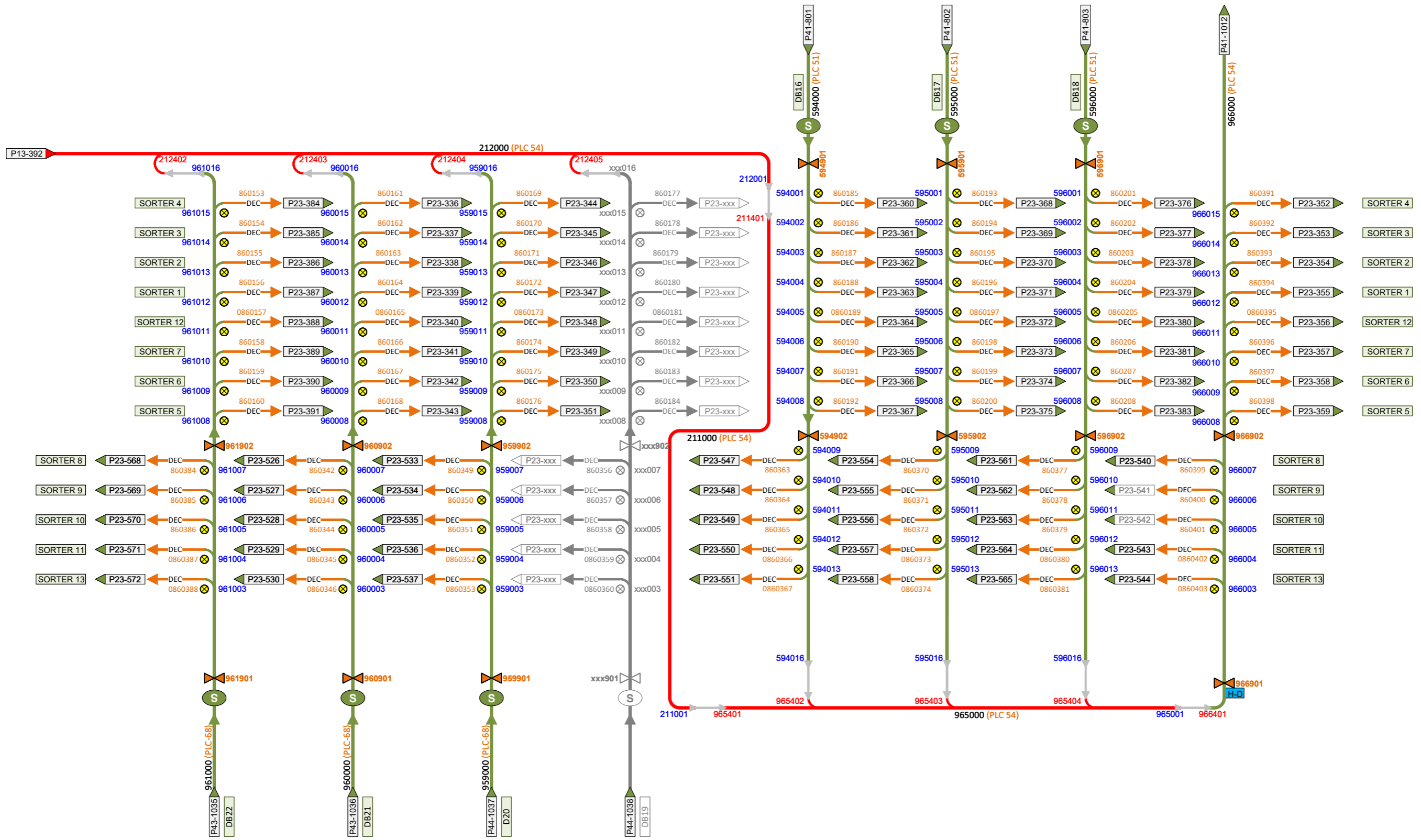
HB = High Bay
 Matr = Matrix
 HK = House Keeping
 Sort = Sorter
 Indo = Indock
 Bun = Bunker
 GIB = Goods in buffer

Pack = Packstation
 EBB = Empty bag buffer
 BAG = DB bag + Induction
 MS = Marriage station
 Man = Manual
 DB = Dynamic buffer

xxx = HPos conveyor
 yyy = HPos area

DFT System

Project: P1405 INDITEX Lelystad
 Date: 2026-02-19
 Ver. 1.2.76 Page: 23 / 54



- E = 500 (empty RA / bags, block transport)
- B = 500 (block transport RA)
- S = 500 (single transport RA)
- P = 500 (P&F buffer-conveyor)
- F = 200 Fence conveyor
- T = 660 Block Transfer
- = Manual lanes
- P = 651 Pin conveyor
- P = 652 P&F conveyor

- xxx0nn – xxx3nn = UNIT-ID drop-offs
- xxx4nn – xxx6nn = UNIT-ID inductions
- xxx9nn = UNIT-ID RF-reader in conveyor
- yyynn3 = UNIT-ID Stopper At packing station (▼)

- X = PLC reads RA (CTS_PR to WCS)
- X = Barcode Scanner
- X = PLC reads RA (CTS_DR to WCS)
- X = PLC reads RA (DFT)
- H-D = Hanger detection
- CGxx = Clock generator xx
- S-L = signal lamp
- S-D = Size detection
- X = Det. Stat. without Scanner

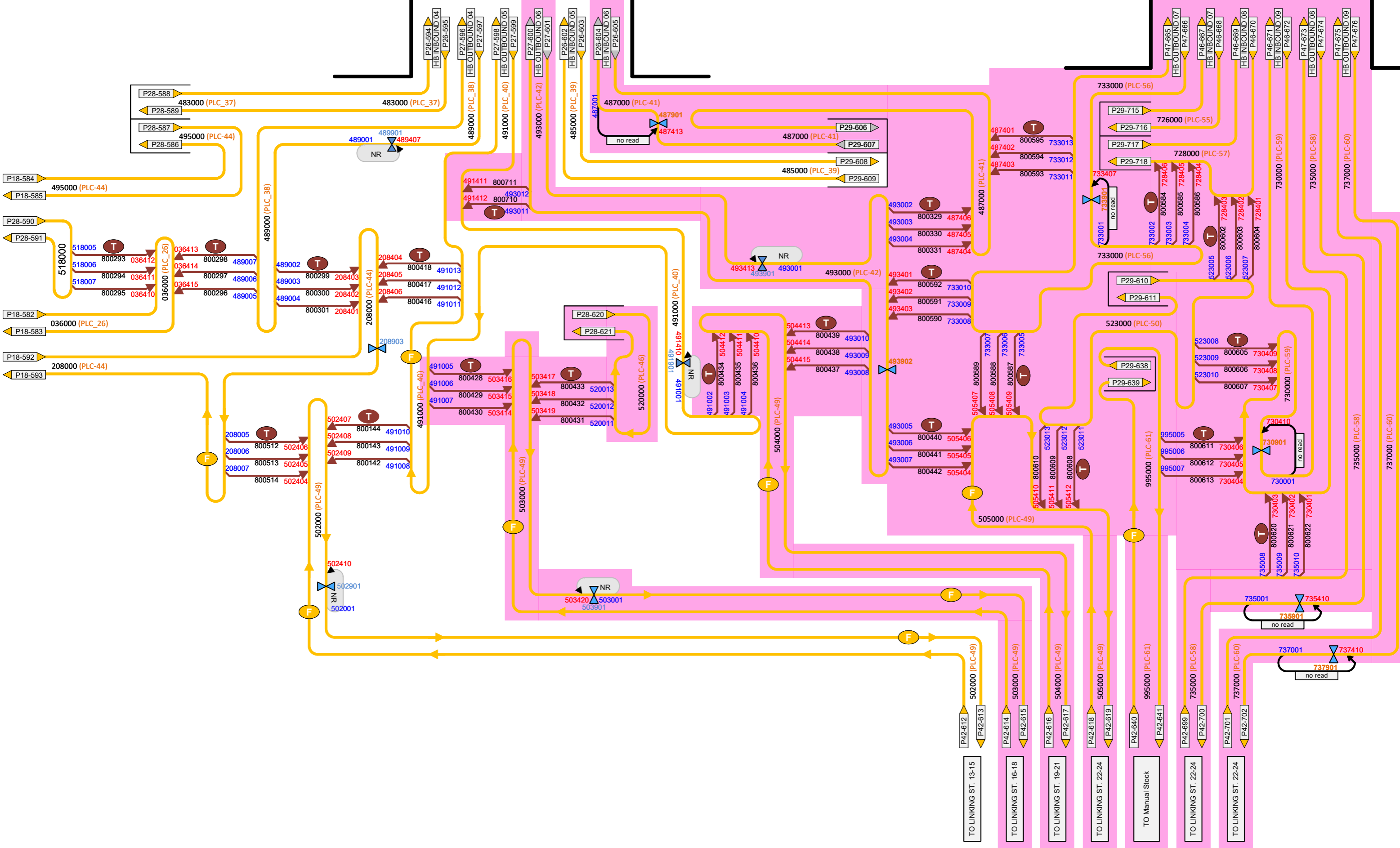
- HB = High Bay
- Matr = Matrix
- HK = House Keeping
- Sort = Sorter
- Indo = indock
- Bun = Bunker
- GIB = Goods in buffer
- Pack = Packstation
- EBB = Empty bag buffer
- BAG = DB bag + Induction
- MS = Marriage station
- Man = Manual
- DB = Dynamic buffer

xxx = HPos conveyor
yyy = HPos area



System

Project: P1405 INDITEX Lelystad
Date: 2026-02-19
Ver. 1.2.76 Page: 24 / 54



Page 25 / Level 2

E = 500 (empty RA / bags, block transport)
 B = 500 (block transport RA)
 S = 500 (single transport RA)
 P = 500 (P&F buffer-conveyor)
 F = 200 Fence conveyor
 T = 660 Block Transfer

Manual lanes
 P = 651 Pin conveyor
 P = 652 P&F conveyor

xxx0nn – xxx3nn = UNIT-ID drop-offs
 xxx4nn – xxx6nn = UNIT-ID inductions
 xxx9nn = UNIT-ID RF-reader in conveyor
 yyyy3n = UNIT-ID Stopper At packing station

[Green double arrow] = PLC reads RA (CTS_PR to WCS)
 [Blue double arrow] = Barcode Scanner
 [Orange double arrow] = PLC reads RA (CTS_DR to WCS)
 [Yellow double arrow] = PLC reads RA (DFT)
 [H-D] = Hanger detection
 [CGxx] = Clock generator xx

[Det. Stat. without Scanner] = Det. Stat. without Scanner
 [Signal lamp] = signal lamp
 [S-D] = Size detection

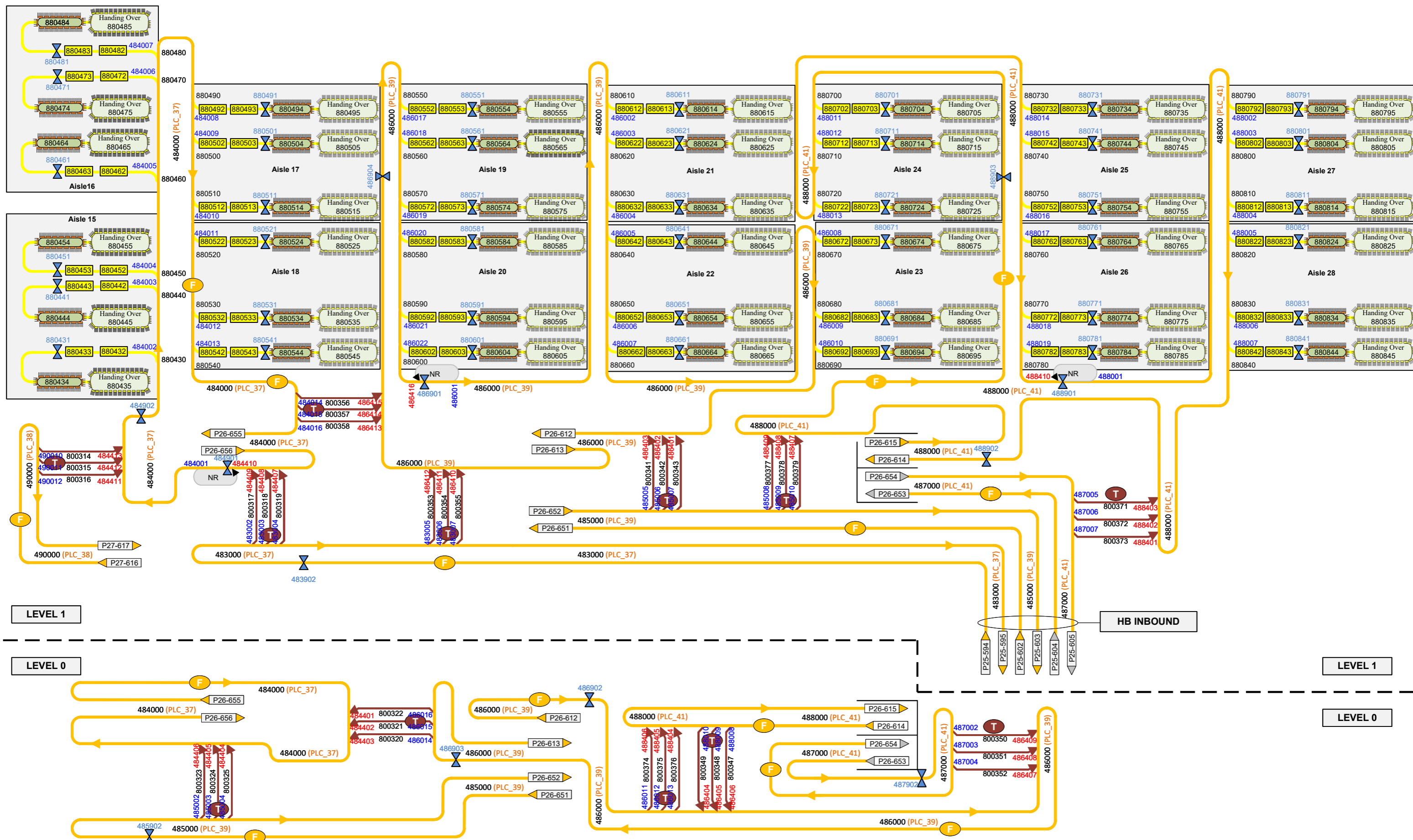
Page 25 / Level 2

HB = High Bay
 Matr = Matrix
 HK = House Keeping
 Sort = Sorter
 Indo = Indock
 Bun = Bunker
 GIB = Goods in buffer

Pack = Packstation
 EBB = Empty bag buffer
 BAG = DB bag + induction
 MS = Marriage station
 Man = Manual
 DB = Dynamic buffer

xxx = conveyor
 yyy = area

DFT. System
 Project: P1405 INDITEX Lelystad
 Date: 2026-02-19
 Ver. 1.2.76 Page: 25 / 54



- E = 500 (empty RA / bags, block transport)
- B = 500 (block transport RA)
- S = 500 (single transport RA)
- P = 500 (P&F buffer-conveyor)
- F = 200 Fence conveyor
- T = 660 Block Transfer
- = Manual lanes
- P = 651 Pin conveyor
- P = 652 P&F conveyor

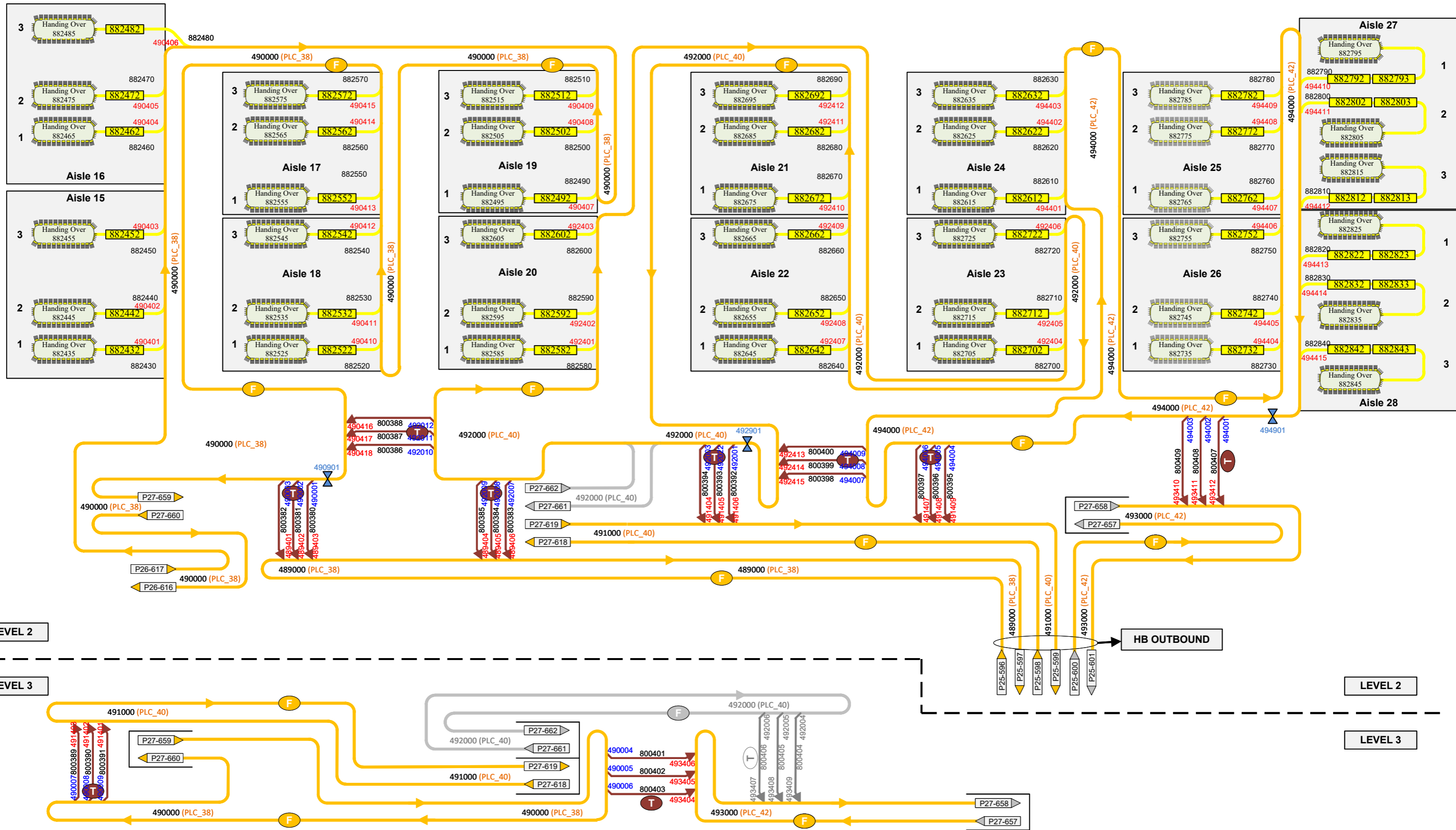
- xxx0nn – xxx3nn = UNIT-ID drop-offs
- xxx4nn – xxx6nn = UNIT-ID inductions
- xxx9nn = UNIT-ID RF-reader in conveyor
- yyynn3 = UNIT-ID Stopper At packing station (▼)

- ▶ = PLC reads RA (CTS_PR to WCS)
- ▶ = Barcode Scanner
- ▶ = PLC reads RA (CTS_DR to WCS)
- ▶ = PLC reads RA (DFT)
- H-D = Hanger detection
- CGxx = Clock generator xx
- = Det. Stat. without Scanner
- = signal lamp
- S-D = Size detection

- HB = High Bay
- Matr = Matrix
- HK = House Keeping
- Sort = Sorter
- Indo = indock
- Bun = Bunker
- GIB = Goods in buffer
- Pack = Packstation
- EBB = Empty bag buffer
- BAG = DB bag + Induction
- MS = Marriage station
- Man = Manual
- DB = Dynamic buffer

xxx = conveyor
yyy = area





- E = 500 (empty RA / bags, block transport)
- B = 500 (block transport RA)
- S = 500 (single transport RA)
- P = 500 (P&F buffer-conveyor)
- F = 200 Fence conveyor
- T = 660 Block Transfer
- = Manual lanes
- P = 651 Pin conveyor
- P = 652 P&F conveyor

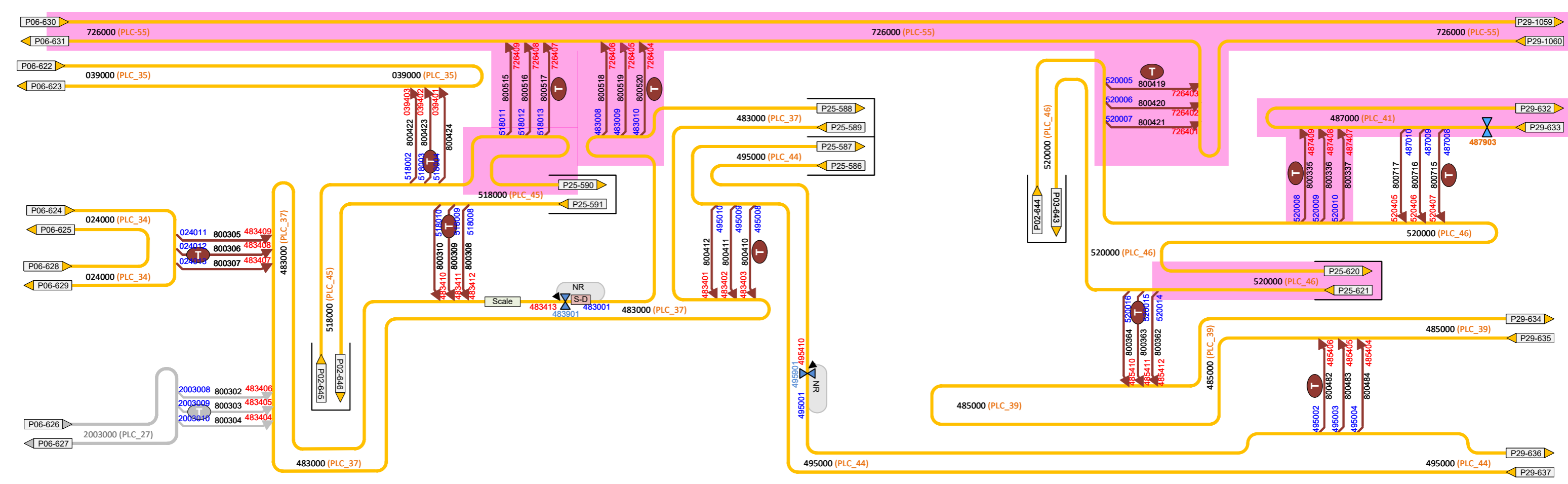
- xxx0nn – xxx3nn = UNIT-ID drop-offs
- xxx4nn – xxx6nn = UNIT-ID inductions
- xxx9nn = UNIT-ID RF-reader in conveyor
- yyyynn3 = UNIT-ID Stopper At packing station (▼)

- ▶ = PLC reads RA (CTS_PR to WCS)
- ▶ = Barcode Scanner
- ▶ = PLC reads RA (CTS_DR to WCS)
- ▶ = PLC reads RA (DFT)
- H-D = Hanger detection
- CGxx = Clock generator xx
- ◻ = Det. Stat. without Scanner
- ◻ = signal lamp
- S-D = Size detection

- HB = High Bay
- Matr = Matrix
- HK = House Keeping
- Sort = Sorter
- Indo = indock
- Bun = Bunker
- GIB = Goods in buffer
- Pack = Packstation
- EBB = Empty bag buffer
- BAG = DB bag + Induction
- MS = Marriage station
- Man = Manual
- DB = Dynamic buffer

xxx = conveyor
yyy = area





Page 28 / Level 1

E = 500 (empty RA / bags, block transport)
 B = 500 (block transport RA)
 S = 500 (single transport RA)
 P = 500 (P&F buffer-conveyor)
 F = 200 Fence conveyor
 T = 660 Block Transfer

Manual lanes
 P = 651 Pin conveyor
 P = 652 P&F conveyor

xxx0nn – xxx3nn = UNIT-ID drop-offs
 xxx4nn – xxx6nn = UNIT-ID inductions
 xxx9nn = UNIT-ID RF-reader in conveyor
 yyyy3 = UNIT-ID Stopper At packing station

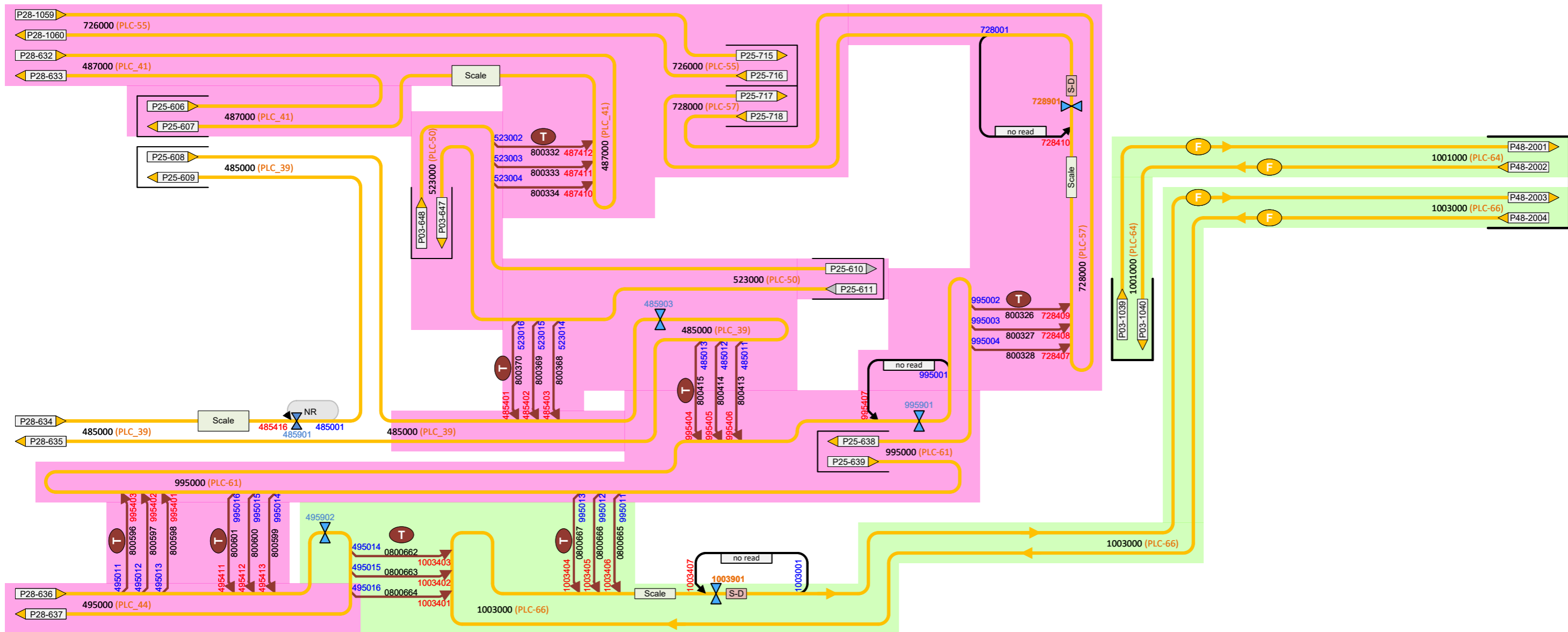
[Green X] = PLC reads RA (CTS_PR to WCS)
 [Blue X] = Barcode Scanner
 [Orange X] = PLC reads RA (CTS_DR to WCS)
 [Yellow X] = PLC reads RA (DFT)
 [H-D] = Hanger detection
 [CGxx] = Clock generator xx

[Det. Stat. without Scanner] = Det. Stat. without Scanner
 [Signal Lamp] = signal lamp
 [S-D] = Size detection

HB = High Bay
 Matr = Matrix
 HK = House Keeping
 Sort = Sorter
 Indo = Indock
 Bun = Bunker
 GIB = Goods in buffer

Pack = Packstation
 EBB = Empty bag buffer
 BAG = DB bag + induction
 MS = Marriage station
 Man = Manual
 DB = Dynamic buffer

xxx = conveyor
 yyy = area



- E = 500 (empty RA / bags, block transport)
- B = 500 (block transport RA)
- S = 500 (single transport RA)
- P = 500 (P&F buffer-conveyor)
- F = 200 Fence conveyor
- T = 660 Block Transfer
- = Manual lanes
- P = 651 Pin conveyor
- P = 652 P&F conveyor

- xxx0nn – xxx3nn = UNIT-ID drop-offs
- xxx4nn – xxx6nn = UNIT-ID inductions
- xxx9nn = UNIT-ID RF-reader in conveyor
- yyynn3 = UNIT-ID Stopper At packing station

- ↔ = PLC reads RA (CTS_PR to WCS)
- ↔ = Barcode Scanner
- ↔ = PLC reads RA (CTS_DR to WCS)
- ↔ = PLC reads RA (DFT)
- H-D = Hanger detection
- CGxx = Clock generator xx
- ⊗ = Det. Stat. without Scanner
- = signal lamp
- S-D = Size detection

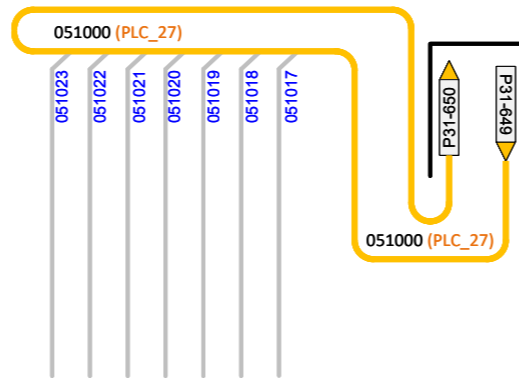
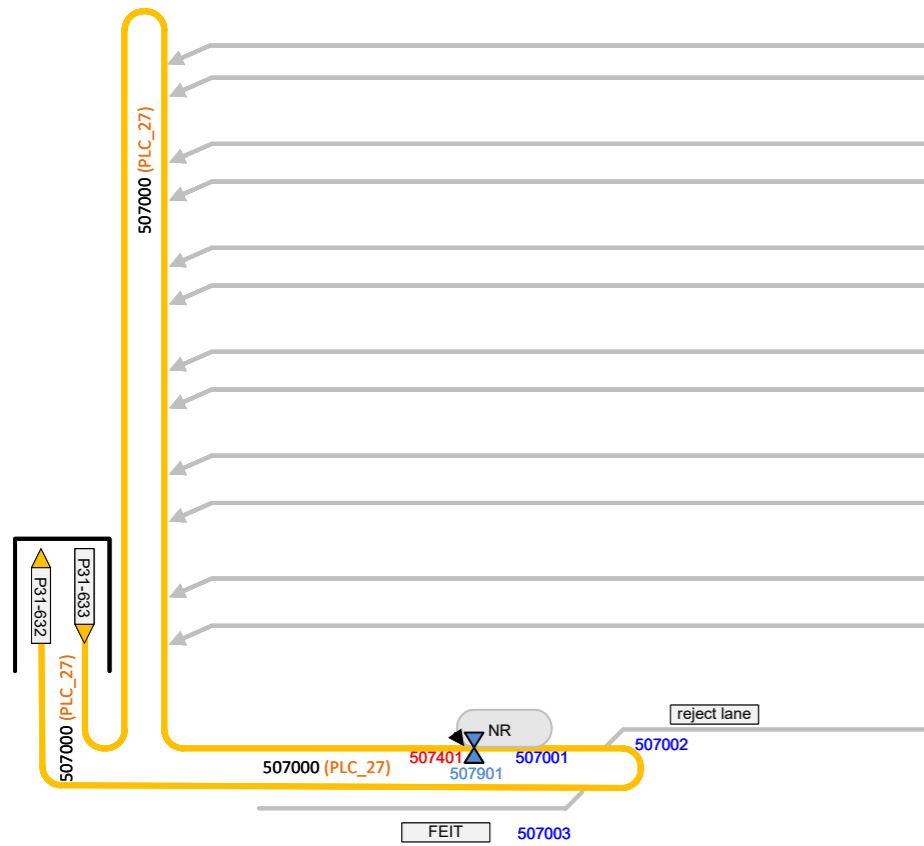
- | | |
|-----------------------|--------------------------|
| HB = High Bay | Pack = Packstation |
| Matr = Matrix | EBB = Empty bag buffer |
| HK = House Keeping | BAG = DB bag + Induction |
| Sort = Sorter | MS = Marriage station |
| Indo = Indock | Man = Manual |
| Bun = Bunker | DB = Dynamic buffer |
| GIB = Goods in buffer | |

xxx = conveyor
yyy = area



System

Project: P1405 INDITEX Lelystad
Date: 2026-02-19
Ver. 1.2.76 Page: 29 / 54



- = 500 (empty RA / bags, block transport)
- = 500 (block transport RA)
- = 500 (single transport RA)
- = 500 (P&F buffer-conveyor)
- = 200 Fence conveyor
- = 660 Block Transfer
- = Manual lanes
- = 651 Pin conveyor
- = 652 P&F conveyor

- xxx0nn – xxx3nn = UNIT-ID drop-offs
- xxx4nn – xxx6nn = UNIT-ID inductions
- xxx9nn = UNIT-ID RF-reader in conveyor
- yyynn3 = UNIT-ID Stopper At packing station

- = PLC reads RA (CTS_PR to WCS)
- = Barcode Scanner
- = PLC reads RA (CTS_DR to WCS)
- = PLC reads RA (DFT)
- = Hanger detection
- = Clock generator xx
- = Det. Stat. without Scanner
- = signal lamp
- = Size detection

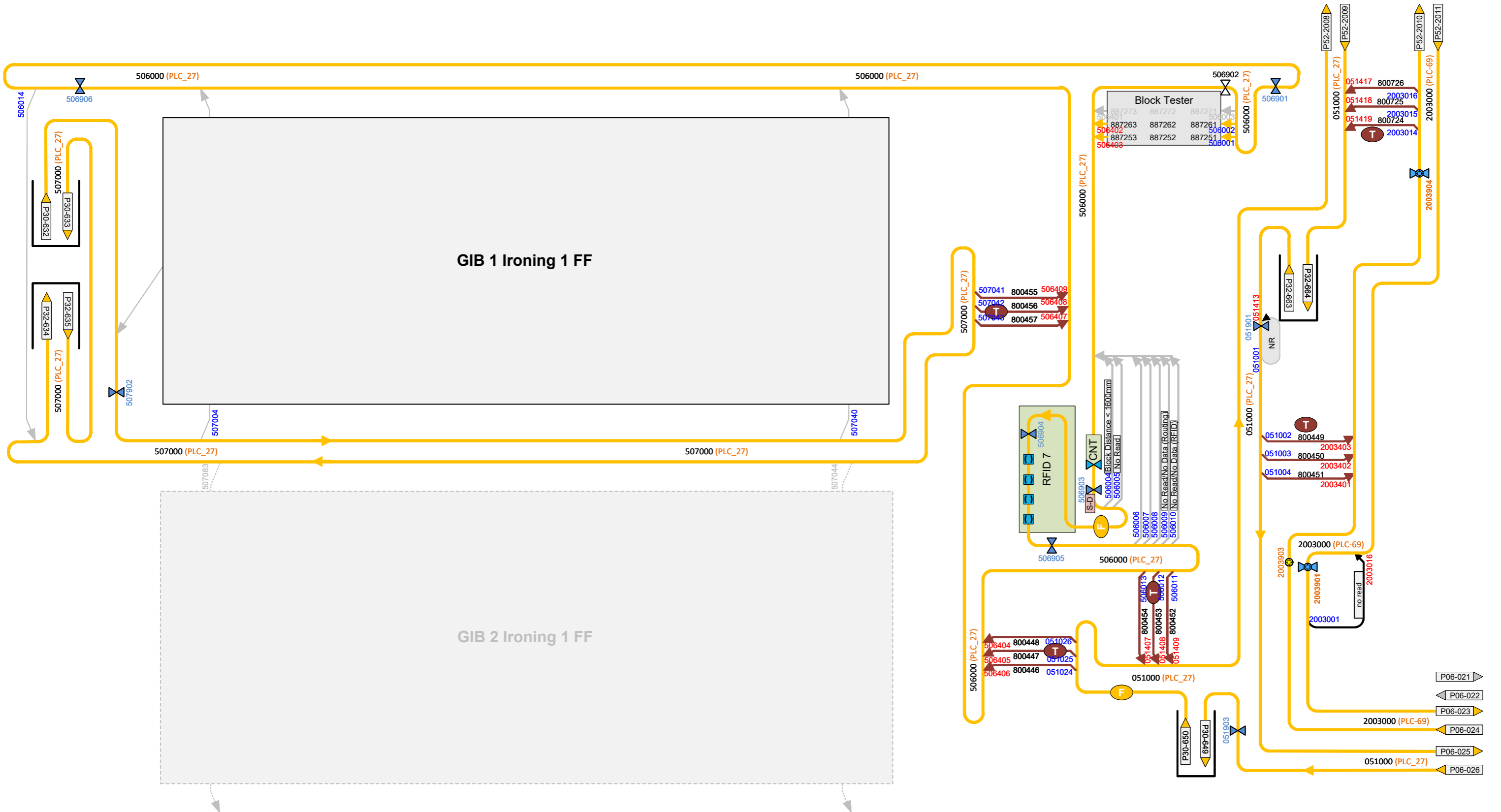
- | | |
|-----------------------|--------------------------|
| HB = High Bay | Pack = Packstation |
| Matr = Matrix | EBB = Empty bag buffer |
| HK = House Keeping | BAG = DB bag + induction |
| Sort = Sorter | MS = Marriage station |
| Indo = Indock | Man = Manual |
| Bun = Bunker | DB = Dynamic buffer |
| GIB = Goods in buffer | |

xxx = conveyor
yyy = area



System

Project: P1405 INDITEX Lelystad
Date: 2025-07-17
Ver. 1.2.72 Page: 30 / 54



Page 31 / Level 1

E = 500 (empty RA / bags, block transport)
 B = 500 (block transport RA)
 S = 500 (single transport RA)
 P = 500 (P&F buffer-conveyor)
 F = 200 Fence conveyor
 T = 660 Block Transfer

Manual lanes
 651 Pin conveyor
 652 P&F conveyor

xxx0nn – xxx3nn = UNIT-ID drop-offs
 xxx4nn – xxx6nn = UNIT-ID inductions
 xxx9nn = UNIT-ID RF-reader in conveyor
 yyynn3 = UNIT-ID Stopper At packing station

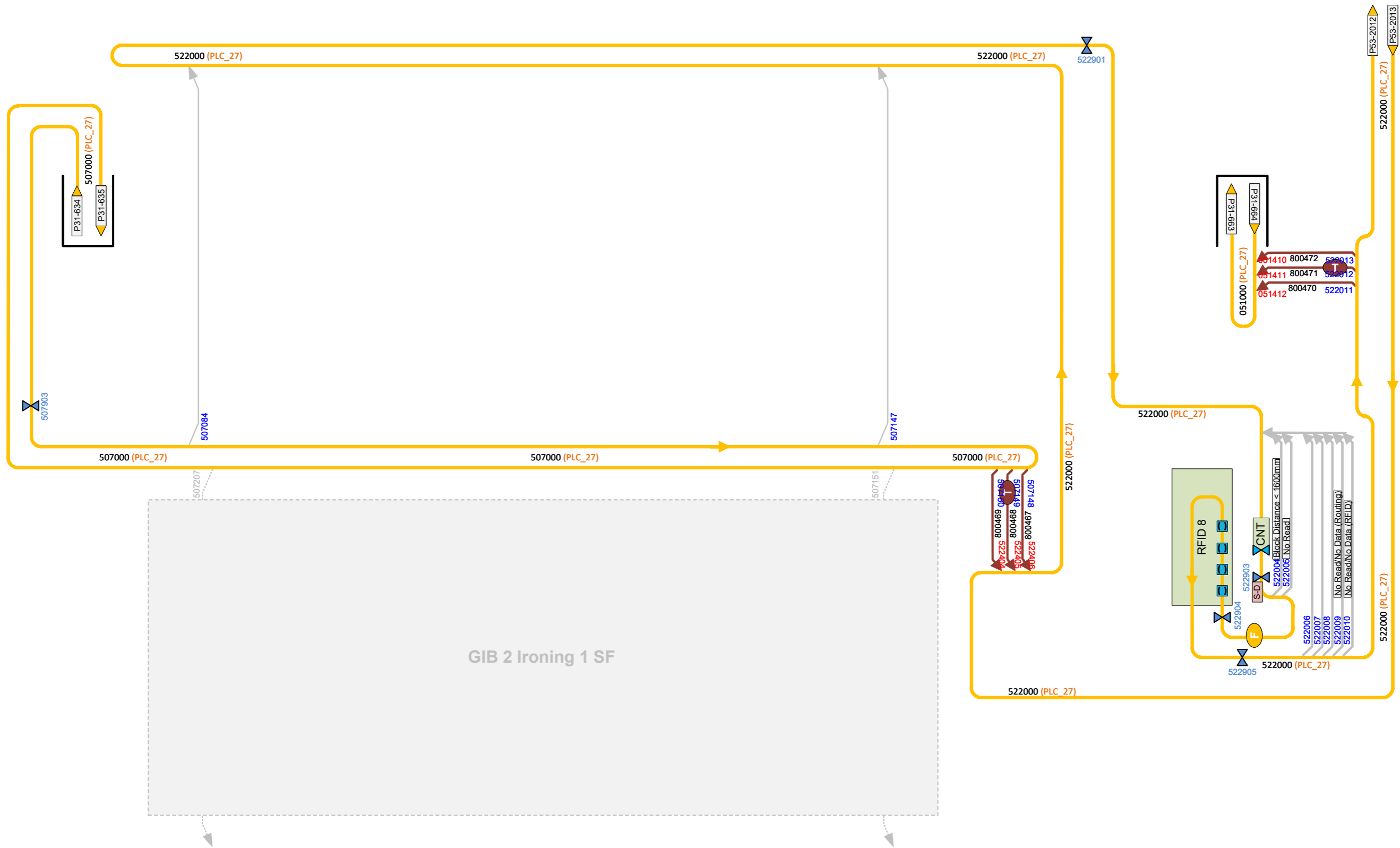
[Green X] = PLC reads RA (CTS_PR to WCS)
 [Blue X] = Barcode Scanner
 [Orange X] = PLC reads RA (CTS_DR to WCS)
 [Yellow X] = PLC reads RA (DFT)
 [H-D] = Hanger detection
 [CGxx] = Clock generator xx

[Det. Stat.] = Det. Stat. without Scanner
 [Signal Lamp] = signal lamp
 [S-D] = Size detection

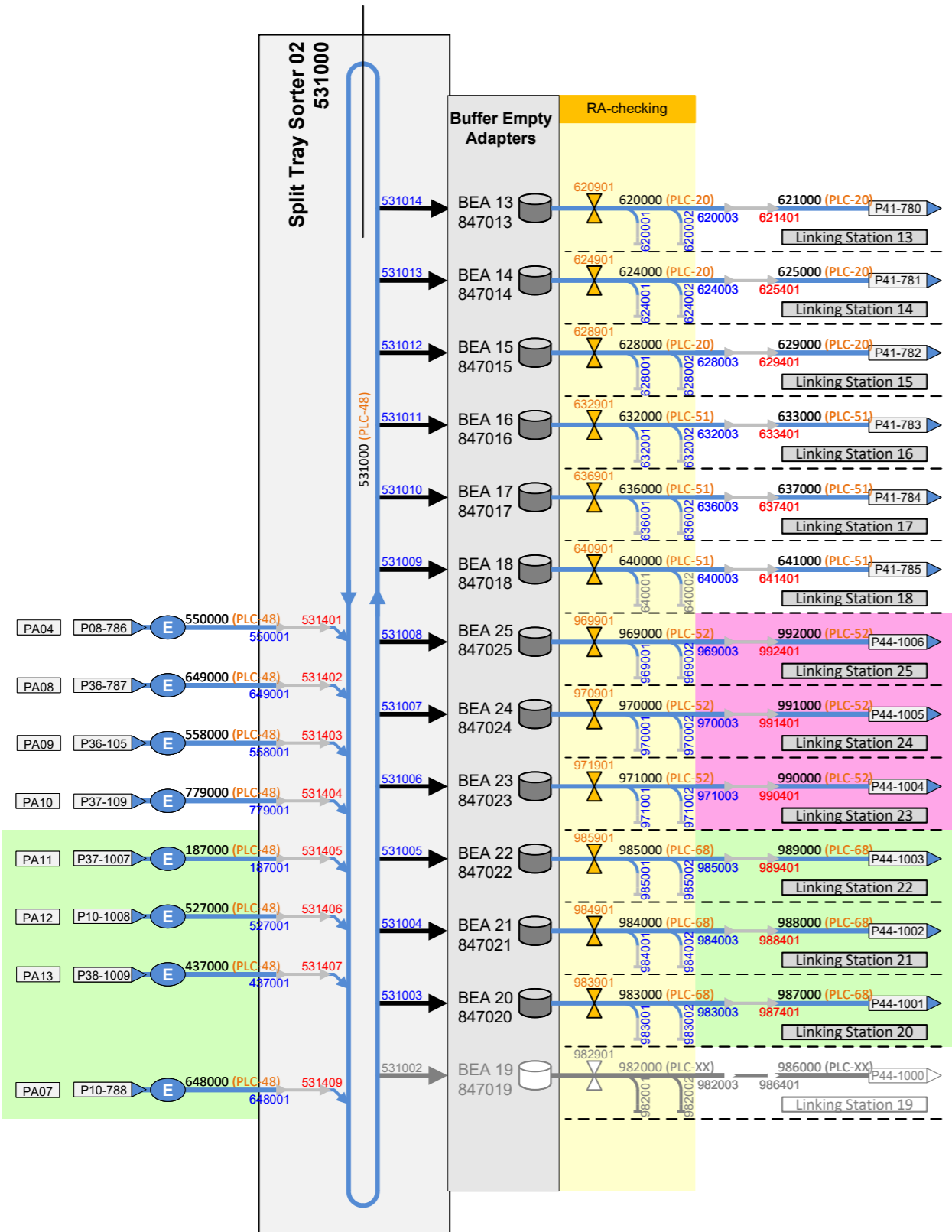
HB = High Bay
 Matr = Matrix
 HK = House Keeping
 Sort = Sorter
 Indo = Indock
 Bun = Bunker
 GIB = Goods in buffer

Pack = Packstation
 EBB = Empty bag buffer
 BAG = DB bag + induction
 MS = Marriage station
 Man = Manual
 DB = Dynamic buffer

xxx = conveyor
 yyy = area



xxx = conveyor
yyy = area



Reserve (OPTION)

- E = 500 (empty RA / bags, block transport)
- B = 500 (block transport RA)
- S = 500 (single transport RA)
- P = 500 (P&F buffer-conveyor)
- F = 200 Fence conveyor
- T = 660 Block Transfer
- P = Manual lanes
- P = 651 Pin conveyor
- P = 652 P&F conveyor

- xxx0nn – xxx3nn = UNIT-ID drop-offs
- xxx4nn – xxx6nn = UNIT-ID inductions
- xxx9nn = UNIT-ID RF-reader in conveyor
- yyynn3 = UNIT-ID Stopper At packing station (▼)

- X = PLC reads RA (CTS_PR to WCS)
- X = Barcode Scanner
- X = PLC reads RA (CTS_DR to WCS)
- X = PLC reads RA (DFT)
- H-D = Hanger detection
- CGxx = Clock generator xx
- X = Det. Stat. without Scanner
- X = signal lamp
- S-D = Size detection

- HB = High Bay
- Matr = Matrix
- HK = House Keeping
- Sort = Sorter
- Indo = indock
- Bun = Bunker
- GIB = Goods in buffer
- Pack = Packstation
- EBB = Empty bag buffer
- BAG = DB bag + Induction
- MS = Marriage station
- Man = Manual
- DB = Dynamic buffer

xxx = HPos conveyor
yyy = HPos area

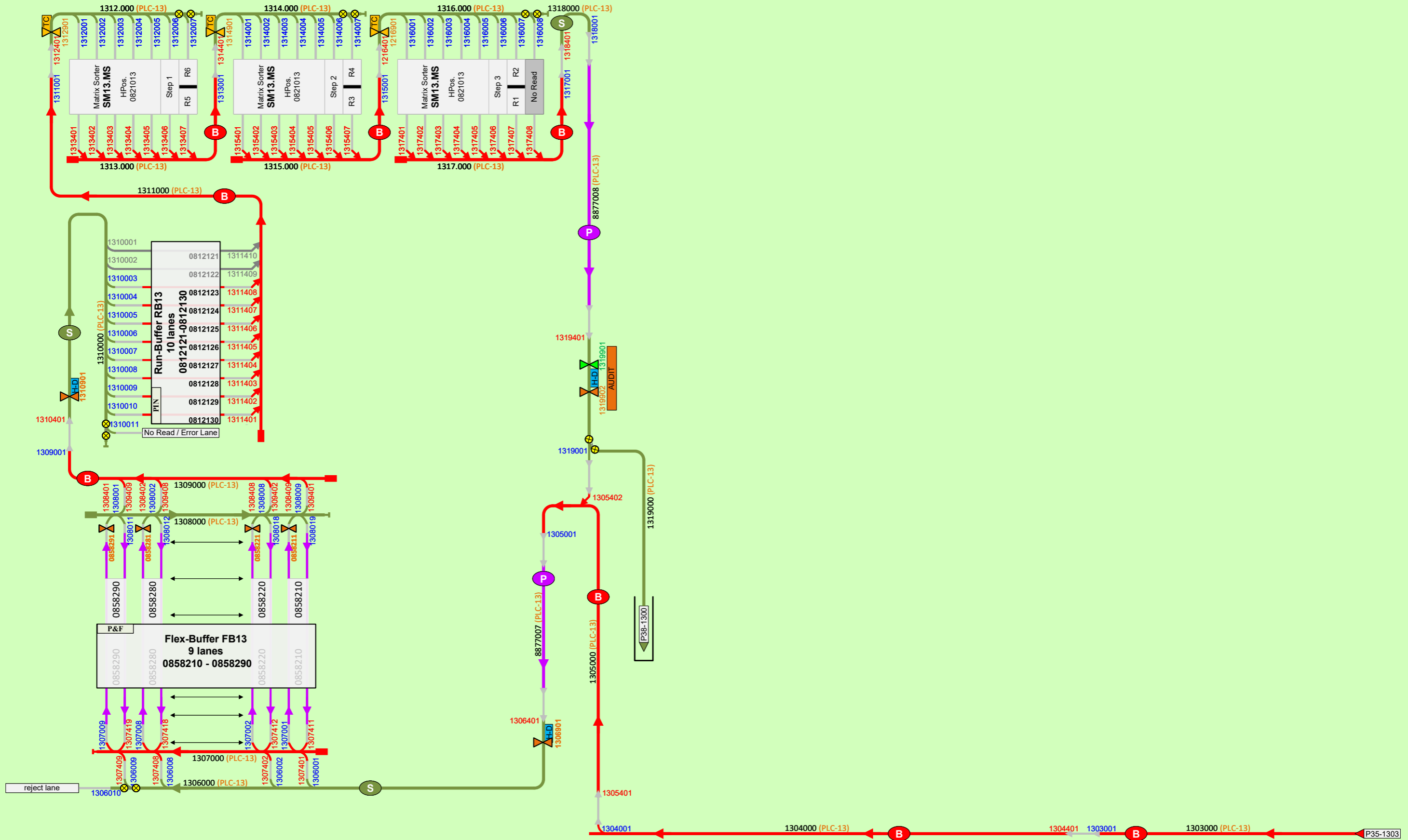


System

Project: P1405 INDITEX Lelystad
Date: 2026-02-19
Ver. 1.2.76 Page: 33 / 54

Sorter 13

(7-digit unit IDs)



- E = 500 (empty RA / bags, block transport)
- B = 500 (block transport RA)
- S = 500 (single transport RA)
- P = 500 (P&F buffer-conveyor)
- F = 200 Fence conveyor
- T = 660 Block Transfer
- P = 651 Pin conveyor
- P = 652 P&F conveyor
- = Manual lanes

- xxx0nn – xxx3nn = UNIT-ID drop-offs
- xxx4nn – xxx6nn = UNIT-ID inductions
- xxx9nn = UNIT-ID RF-reader in conveyor
- yyynn3 = UNIT-ID Stopper At packing station



- = PLC reads RA (CTS_PR to WCS)
- = Barcode Scanner
- = PLC reads RA (CTS_DR to WCS)
- = PLC reads RA (DFT)
- = Hanger detection
- = Clock generator xx
- = Det. Stat. without Scanner
- = signal lamp
- = Size detection

- HB = High Bay
- Matr = Matrix
- HK = House Keeping
- Sort = Sorter
- Indo = indock
- Bun = Bunker
- GIB = Goods in buffer
- Pack = Packstation
- EBB = Empty bag buffer
- BAG = DB bag + Induction
- MS = Marriage station
- Man = Manual
- DB = Dynamic buffer

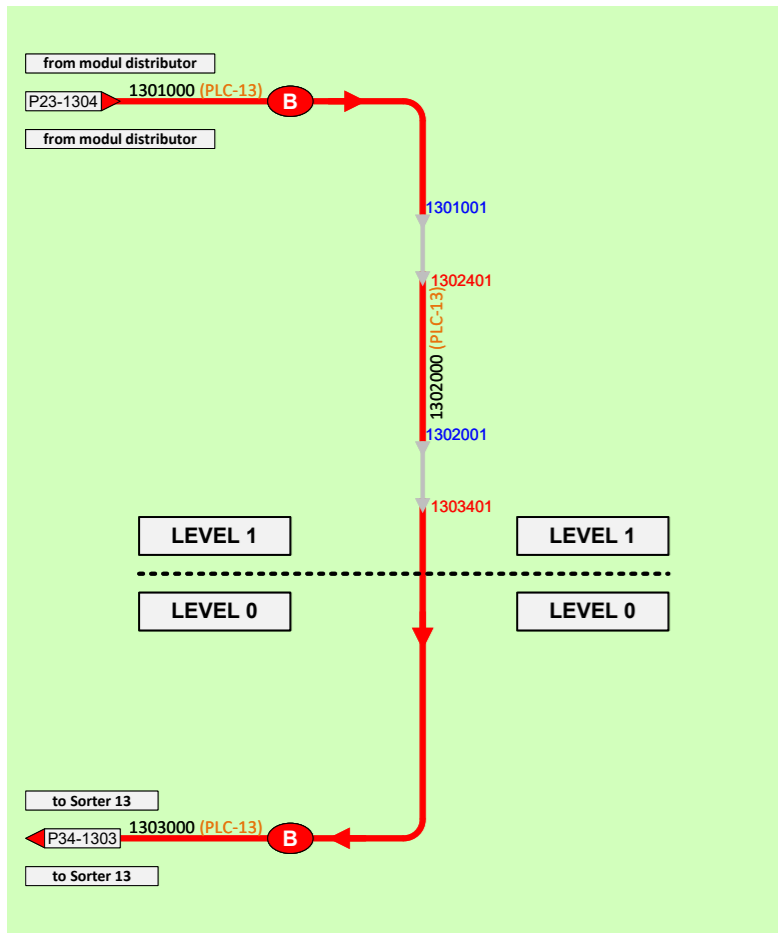
- xxx = HPos conveyor
- yyy = HPos area



System

Project: P1405 INDITEX Lelystad
 Date: 2026-02-19
 Ver. 1.2.76 Page: 34 / 54

Reserve (OPTION)



- E = 500 (empty RA / bags, block transport)
- B = 500 (block transport RA)
- S = 500 (single transport RA)
- P = 500 (P&F buffer-conveyor)
- F = 200 Fence conveyor
- T = 660 Block Transfer
- = Manual lanes
- P = 651 Pin conveyor
- P = 652 P&F conveyor

- xxx0nn – xxx3nn = UNIT-ID drop-offs
- xxx4nn – xxx6nn = UNIT-ID inductions
- xxx9nn = UNIT-ID RF-reader in conveyor
- yyynn3 = UNIT-ID Stopper At packing station

- X = PLC reads RA (CTS_PR to WCS)
- X = Barcode Scanner
- X = PLC reads RA (CTS_DR to WCS)
- X = PLC reads RA (DFT)
- H-D = Hanger detection
- CGxx = Clock generator xx
- X = Det. Stat. without Scanner
- X = signal lamp
- S-D = Size detection

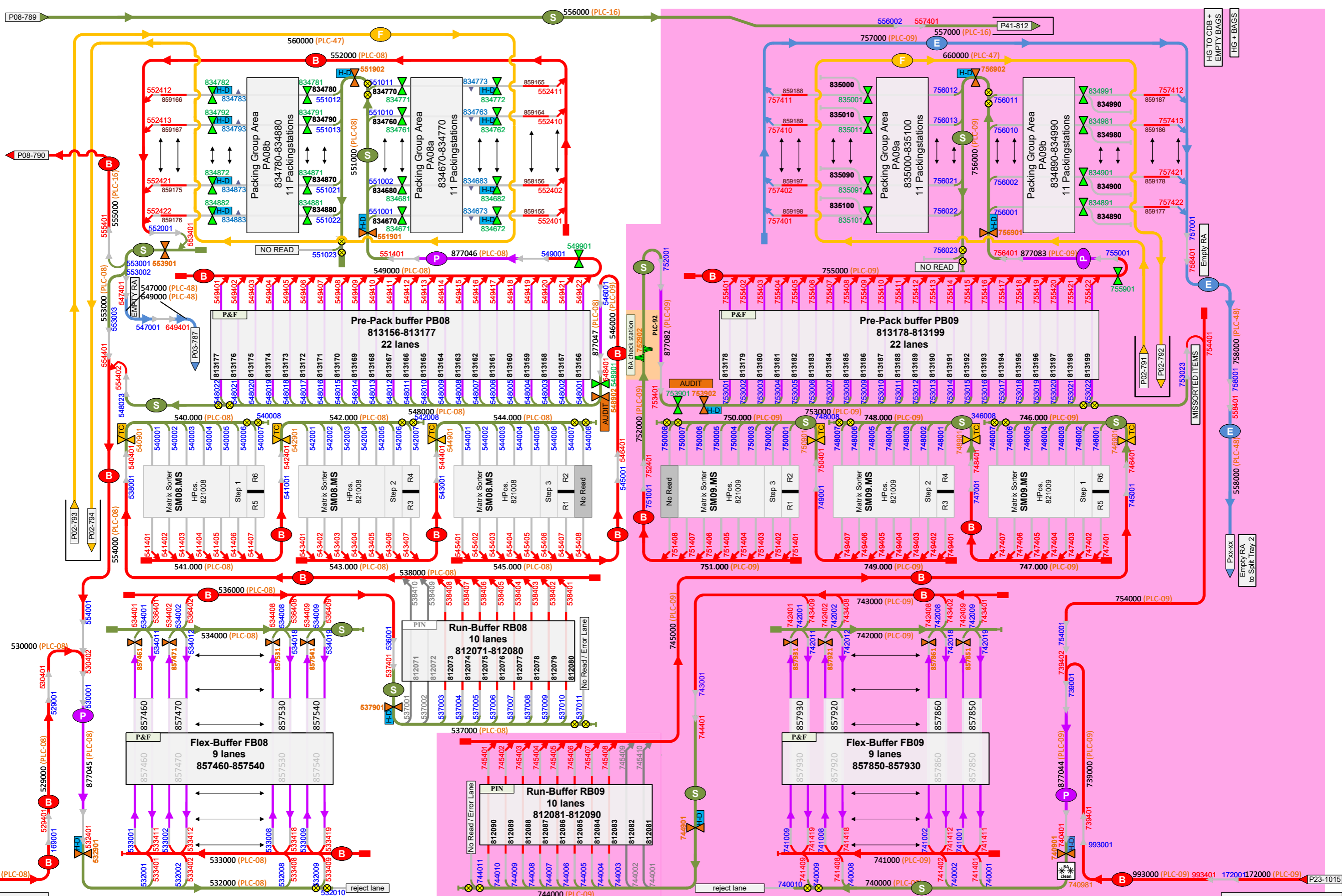
HB = High Bay	Pack = Packstation
Matr = Matrix	EBB = Empty bag buffer
HK = House Keeping	BAG = DB bag + Induction
Sort = Sorter	MS = Marriage station
Indo = indock	Man = Manual
Bun = Bunker	DB = Dynamic buffer
GIB = Goods in buffer	

xxx = HPos conveyor
yyy = HPos area



System

Project: P1405 INDITEX Lelystad
Date: 2026-02-19
Ver. 1.2.76 Page: 35 / 54



Page 36 / Level 1

E = 500 (empty RA / bags, block transport)
 B = 500 (block transport RA)
 S = 500 (single transport RA)
 P = 500 (P&F buffer-conveyor)
 F = 200 Fence conveyor
 T = 660 Block Transfer

Manual lanes
 651 Pin conveyor
 652 P&F conveyor

xxx0nn - xxx3nn = UNIT-ID drop-offs
 xxx4nn - xxx6nn = UNIT-ID inductions
 xxx9nn = UNIT-ID RF-reader in conveyor
 yyyyn3 = UNIT-ID Stopper At packing station

PLC reads RA (CTS_PR to WCS)
 Barcode Scanner
 Det. Stat. without Scanner
 PLC reads RA (CTS_DR to WCS)
 PLC reads RA (DFT)
 Hanger detection
 Clock generator xx

signal lamp
 Size detection

Page 36 / Level 1

HB = High Bay
 Matr = Matrix
 HK = House Keeping
 Sort = Sorter
 Indo = Indock
 Bun = Bunker
 GIB = Goods in buffer

Pack = Packstation
 EBB = Empty bag buffer
 BAG = DB bag + Induction
 MS = Marriage station
 Man = Manual
 DB = Dynamic buffer

xxx = HPos conveyor
 yyy = HPos area

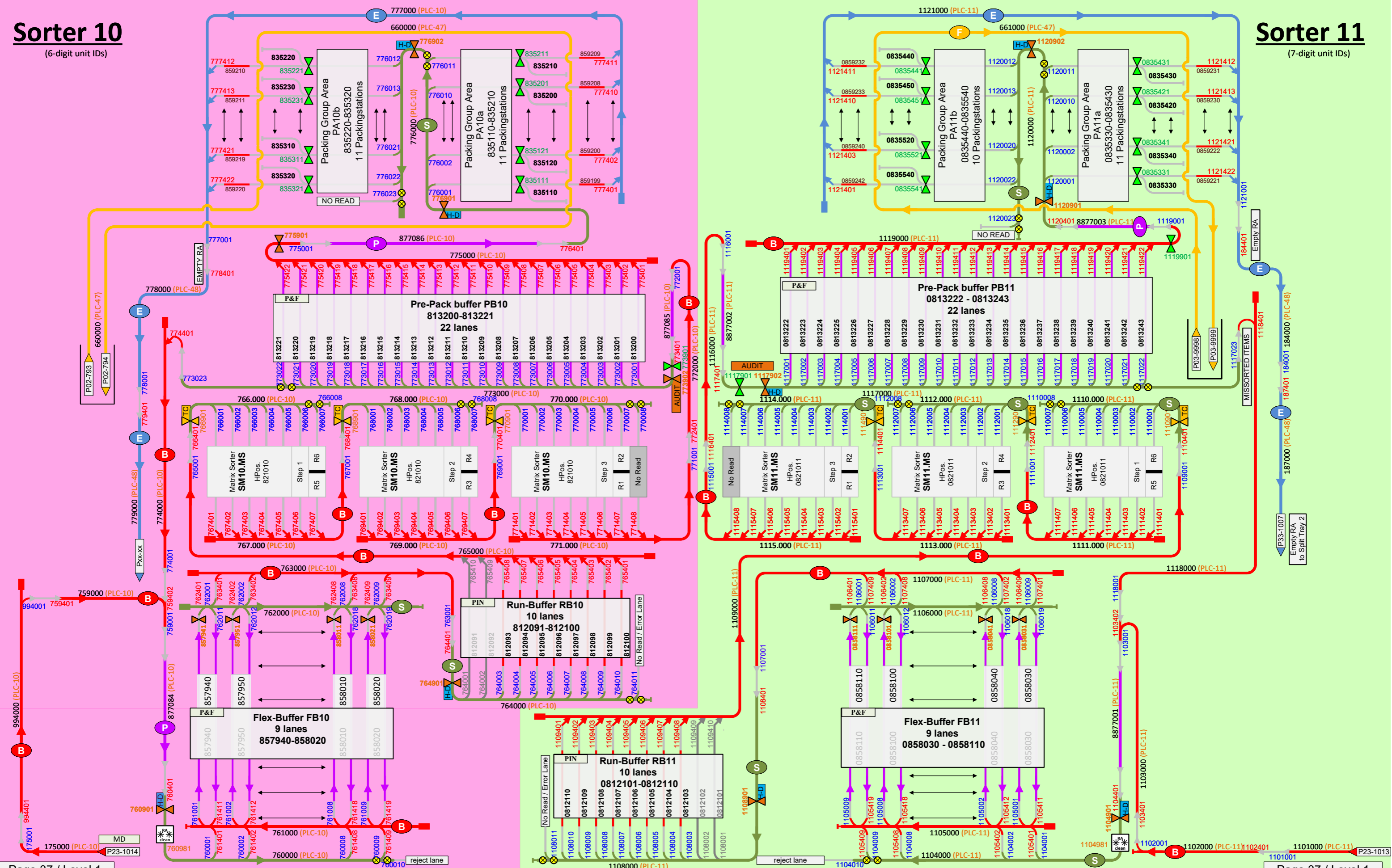
DFT. System
 Project: P1405 INDITEX Lelystad
 Date: 2026-02-19
 Ver. 1.2.76 Page: 36 / 54

Sorter 10

(6-digit unit IDs)

Sorter 11

(7-digit unit IDs)



Page 37 / Level 1

- E = 500 (empty RA / bags, block transport)
- B = 500 (block transport RA)
- S = 500 (single transport RA)
- P = 500 (P&F buffer-conveyor)
- F = 200 Fence conveyor
- T = 660 Block Transfer
- Manual lanes
- P = 651 Pin conveyor
- P = 652 P&F conveyor

xxx0nn – xxx3nn = UNIT-ID drop-offs
 xxx4nn – xxx6nn = UNIT-ID inductions
 xxx9nn = UNIT-ID RF-reader in conveyor
 yyyy3 = UNIT-ID Stopper At packing station ()

- ⊗ = PLC reads RA (CTS_PR to WCS)
- ⊗ = Barcode Scanner
- ⊗ = PLC reads RA (CTS_DR to WCS)
- ⊗ = PLC reads RA (DFT)
- H-D = Hanger detection
- CGxx = Clock generator xx
- ⊗ = Det. Stat. without Scanner
- ⊗ = signal lamp
- S-D = Size detection

HB = High Bay
 Matr = Matrix
 HK = House Keeping
 Sort = Sorter
 Indo = Indock
 Bun = Bunker
 GIB = Goods in buffer

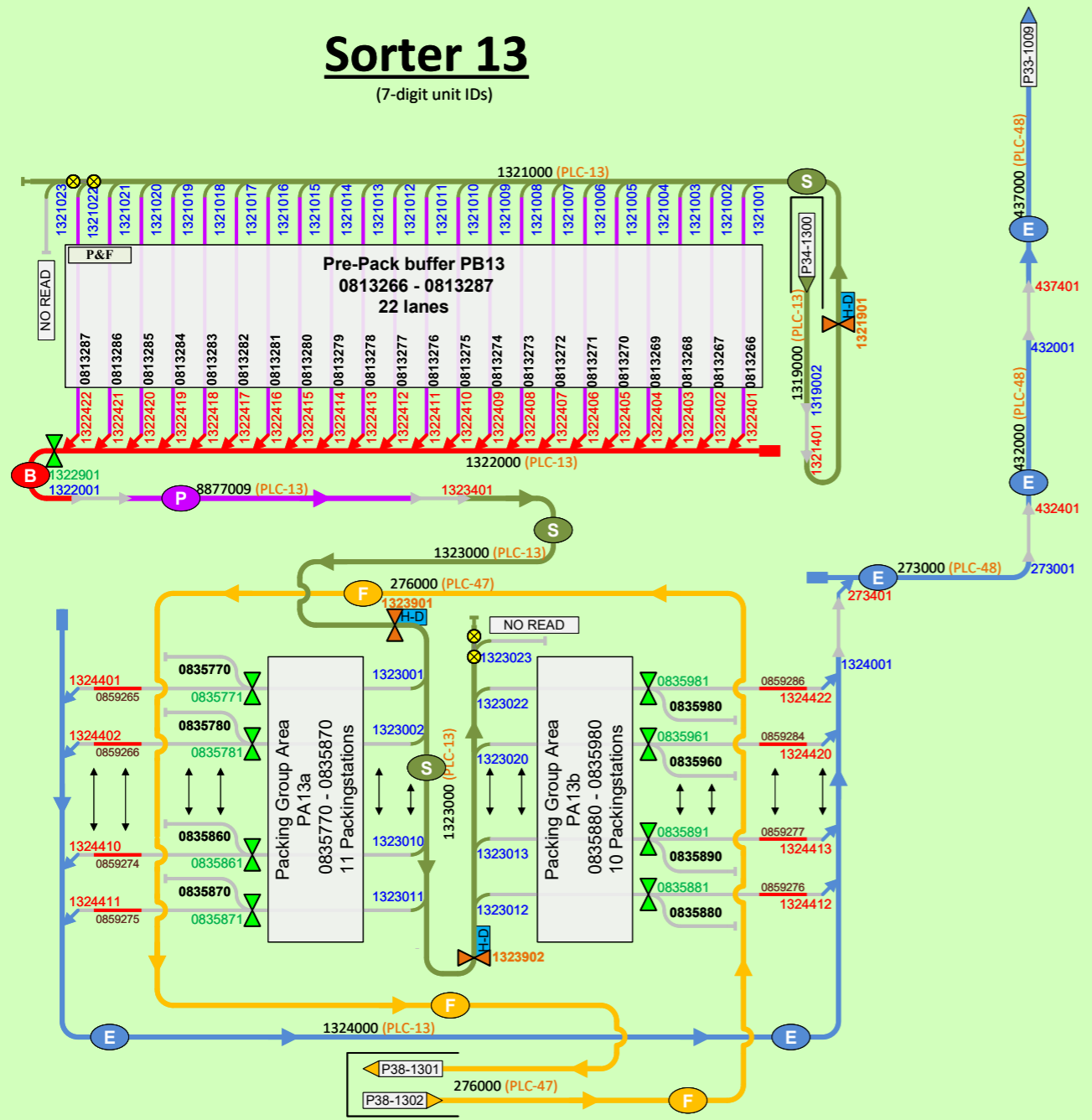
Pack = Packstation
 EBB = Empty bag buffer
 BAG = DB bag + Induction
 MS = Marriage station
 Man = Manual
 DB = Dynamic buffer

xxx = HPos conveyor
 yyy = HPos area

DFT. System
 Project: P1405 INDITEX Lelystad
 Date: 2026-02-19
 Ver. 1.2.76 Page: 37 / 54

Sorter 13

(7-digit unit IDs)

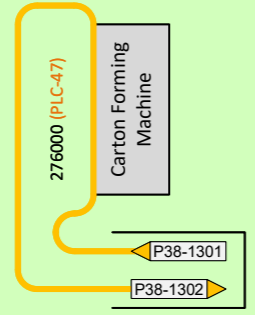


LEVEL 1

LEVEL 0

LEVEL 1

LEVEL 0



- Page 38 / Level 1
- E** = 500 (empty RA / bags, block transport)
 - B** = 500 (block transport RA)
 - S** = 500 (single transport RA)
 - P** = 500 (P&F buffer-conveyor)
 - F** = 200 Fence conveyor
 - T** = 660 Block Transfer
 - P** (yellow) = 651 Pin conveyor
 - P** (pink) = 652 P&F conveyor
 - Manual lanes**

- xxx0nn - xxx3nn** = UNIT-ID drop-offs
- xxx4nn - xxx6nn** = UNIT-ID inductions
- xxx9nn** = UNIT-ID RF-reader in conveyor
- yyyynn3** = UNIT-ID Stopper At packing station

- Green triangle** = PLC reads RA (CTS_PR to WCS)
- Blue triangle** = Barcode Scanner
- Orange triangle** = PLC reads RA (CTS_DR to WCS)
- Yellow triangle** = PLC reads RA (DFT)
- H-D** = Hanger detection
- CGxx** = Clock generator xx
- White square** = Det. Stat. without Scanner
- Yellow square** = signal lamp
- S-D** = Size detection

- HB** = High Bay
- Matr** = Matrix
- HK** = House Keeping
- Sort** = Sorter
- Indo** = indock
- Bun** = Bunker
- GIB** = Goods in buffer
- Pack** = Packstation
- EBB** = Empty bag buffer
- BAG** = DB bag + Induction
- MS** = Marriage station
- Man** = Manual
- DB** = Dynamic buffer










xxx = HPos conveyor
yyy = HPos area












System

Project: P1405 INDITEX Lelystad
Date: 2026-02-19
Ver. 1.2.76 Page: 38 / 54

Reserve / OPTION

-  = 500 (empty RA / bags, block transport)
-  = 500 (block transport RA)
-  = 500 (single transport RA)
-  = 500 (P&F buffer-conveyor)
-  = 200 Fence conveyor
-  = 660 Block Transfer
-  = Manual lanes
-  = 651 Pin conveyor
-  = 652 P&F conveyor

- xxx0nn – xxx3nn = UNIT-ID drop-offs
- xxx4nn – xxx6nn = UNIT-ID inductions
- xxx9nn = UNIT-ID RF-reader in conveyor
- yyynn3 = UNIT-ID Stopper At packing station

-  = PLC reads RA (CTS_PR to WCS)
-  = Barcode Scanner
-  = PLC reads RA (CTS_DR to WCS)
-  = PLC reads RA (DFT)
-  = Hanger detection
-  = Clock generator xx
-  = Det. Stat. without Scanner
-  = signal lamp
-  = Size detection

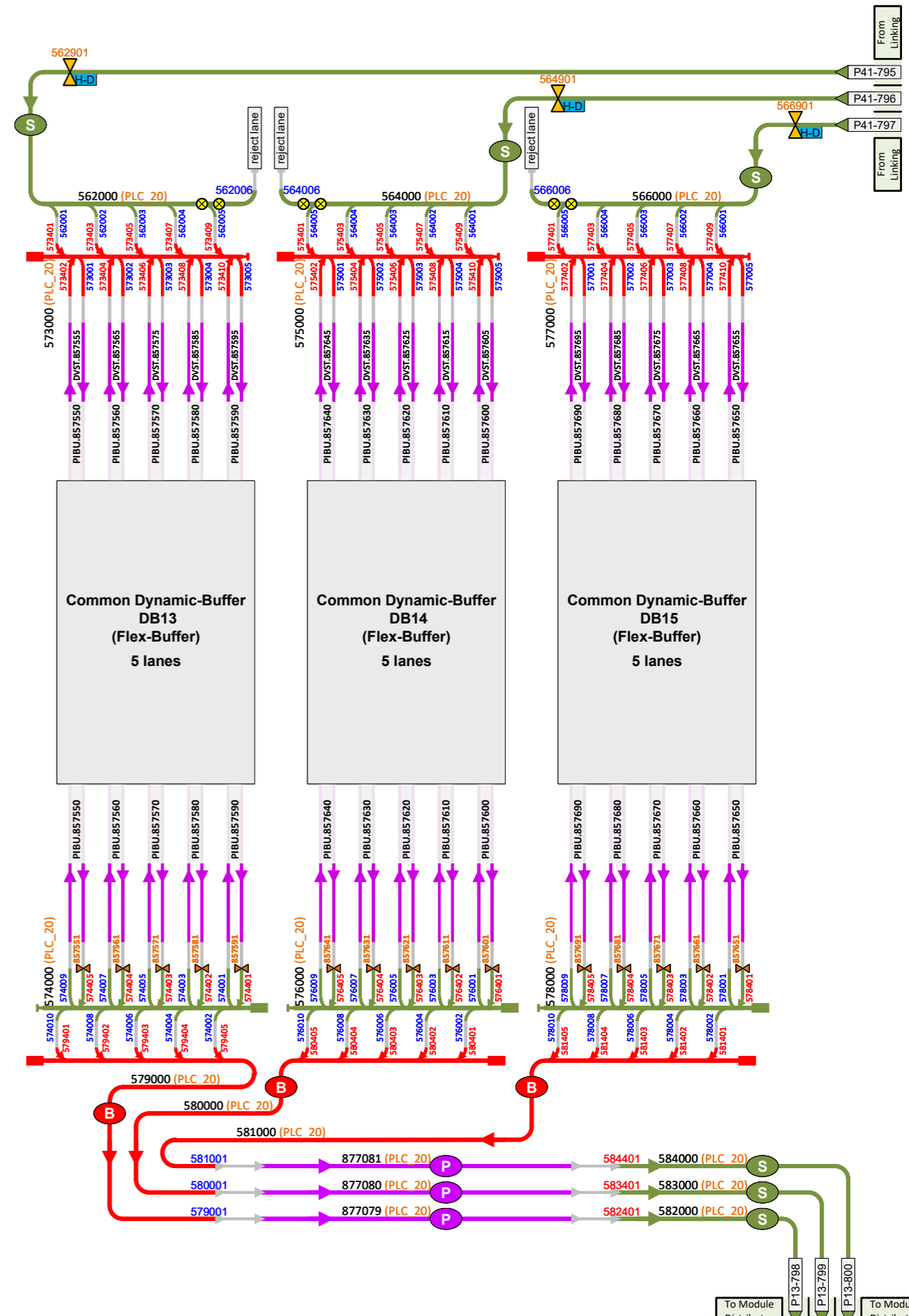
- | | |
|-----------------------|--------------------------|
| HB = High Bay | Pack = Packstation |
| Matr = Matrix | EBB = Empty bag buffer |
| HK = House Keeping | BAG = DB bag + induction |
| Sort = Sorter | MS = Marriage station |
| Indo = indock | Man = Manual |
| Bun = Bunker | DB = Dynamic buffer |
| GIB = Goods in buffer | |

- xxx = HPos conveyor
- yyy = HPos area



System

Project: P1405 INDITEX Lelystad
 Date: 2026-02-19
 Ver. 1.2.76 Page: 39 / 54



Page 40 / Level 2

- E = 500 (empty RA / bags, block transport)
- B = 500 (block transport RA)
- S = 500 (single transport RA)
- P = 500 (P&F buffer-conveyor)
- F = 200 Fence conveyor
- T = 660 Block Transfer
- = Manual lanes
- P = 651 Pin conveyor
- P = 652 P&F conveyor

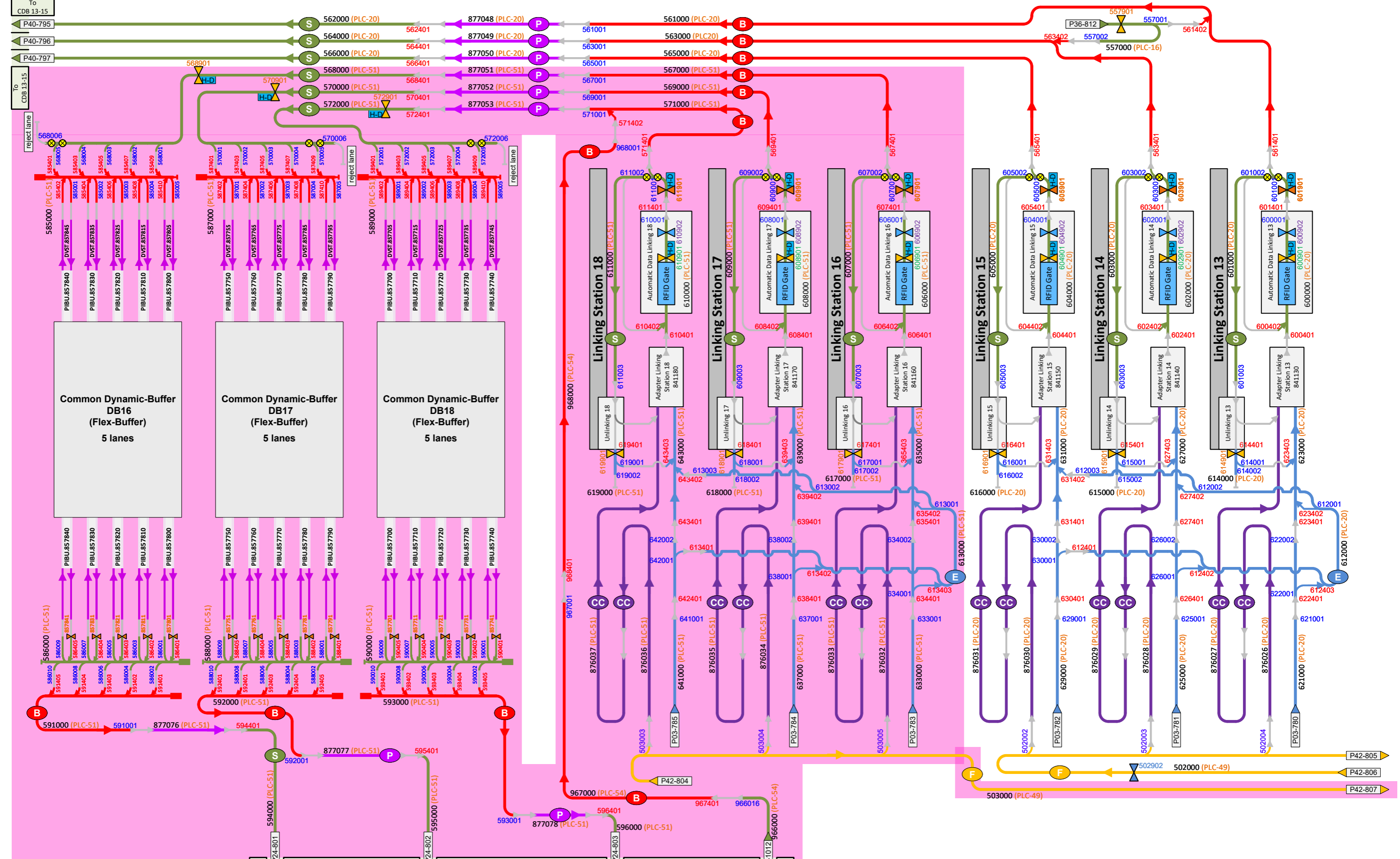
- xxx0nn – xxx3nn = UNIT-ID drop-offs
- xxx4nn – xxx6nn = UNIT-ID inductions
- xxx9nn = UNIT-ID RF-reader in conveyor
- yyyyn3 = UNIT-ID Stopper At packing station

- X = PLC reads RA (CTS_PR to WCS)
- X = Barcode Scanner
- X = PLC reads RA (CTS_DR to WCS)
- X = PLC reads RA (DFT)
- H-D = Hanger detection
- CGxx = Clock generator xx
- X = Det. Stat. without Scanner
- X = signal lamp
- S-D = Size detection

Page 40 / Level 2

HB = High Bay Matr = Matrix HK = House Keeping Sort = Sorter Indp = indock Bun = Bunker GIB = Goods in buffer	Pack = Packstation EBB = Empty bag buffer BAG = DB bag + induction MS = Marriage station Man = Manual DB = Dynamic buffer	xxx = conveyor yyy = area
---------------------------------------------------------------------------------------------------------------------------------	------------------------------------------------------------------------------------------------------------------------------------------	------------------------------

D **DFT.** System
 Project: P1405 INDITEX Lelystad
 Date: 2026-02-19
 Ver. 1.2.76 Page: 40 / 54



Page 41 / Level 2

E = 500 (empty RA / bags, block transport)
 B = 500 (block transport RA)
 S = 500 (single transport RA)
 P = 500 (P&F buffer-conveyor)
 F = 200 Fence conveyor
 T = 660 Block Transfer

Manual lanes
 P = 651 Pin conveyor
 P = 652 P&F conveyor

xxx0nn - xxx3nn = UNIT-ID drop-offs
 xxx4nn - xxx6nn = UNIT-ID inductions
 xxx9nn = UNIT-ID RF-reader in conveyor
 yyyy3 = UNIT-ID Stopper At packing station

[Symbol] = PLC reads RA (CTS_PR to WCS)
 [Symbol] = Barcode Scanner
 [Symbol] = PLC reads RA (CTS_DR to WCS)
 [Symbol] = PLC reads RA (DFT)
 [Symbol] = Hanger detection
 [Symbol] = Clock generator xx

[Symbol] = Det. Stat. without Scanner
 [Symbol] = signal lamp
 [Symbol] = Size detection

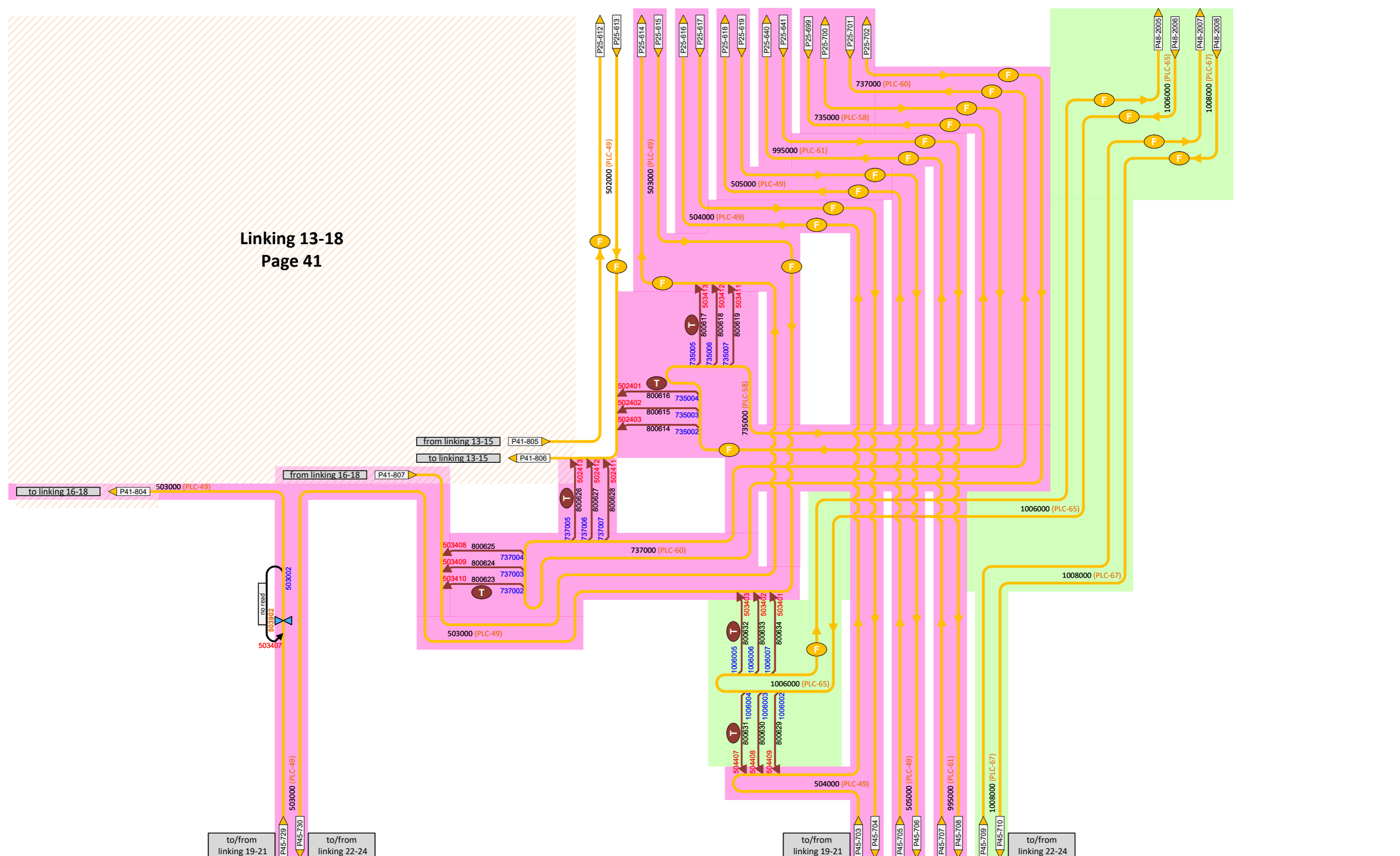
HB = High Bay
 Matr = Matrix
 HK = House Keeping
 Sort = Sorter
 Bun = Bunker
 GIB = Goods in buffer

Pack = Packstation
 EBB = Empty bag buffer
 BAG = DB bag + induction
 MS = Marriage station
 Man = Manual
 DB = Dynamic buffer

xxx = conveyor
 yyy = area

DFT. System
 Project: P1405 INDITEX Lelystad
 Date: 2026-02-19
 Ver. 1.2.76 Page: 41 / 54

Linking 13-18
Page 41



Page 42 / Level 2

- E = 500 (empty RA / bags, block transport)
- B = 500 (block transport RA)
- S = 500 (single transport RA)
- P = 500 (P&F buffer-conveyor)
- F = 200 Fence conveyor
- T = 660 Block Transfer
- = Manual lanes
- P = 651 Pin conveyor
- P = 652 P&F conveyor

- xxx0nn – xxx3nn = UNIT-ID drop-offs
- xxx4nn – xxx6nn = UNIT-ID inductions
- xxx9nn = UNIT-ID RF-reader in conveyor
- yyynn3 = UNIT-ID Stopper At packing station

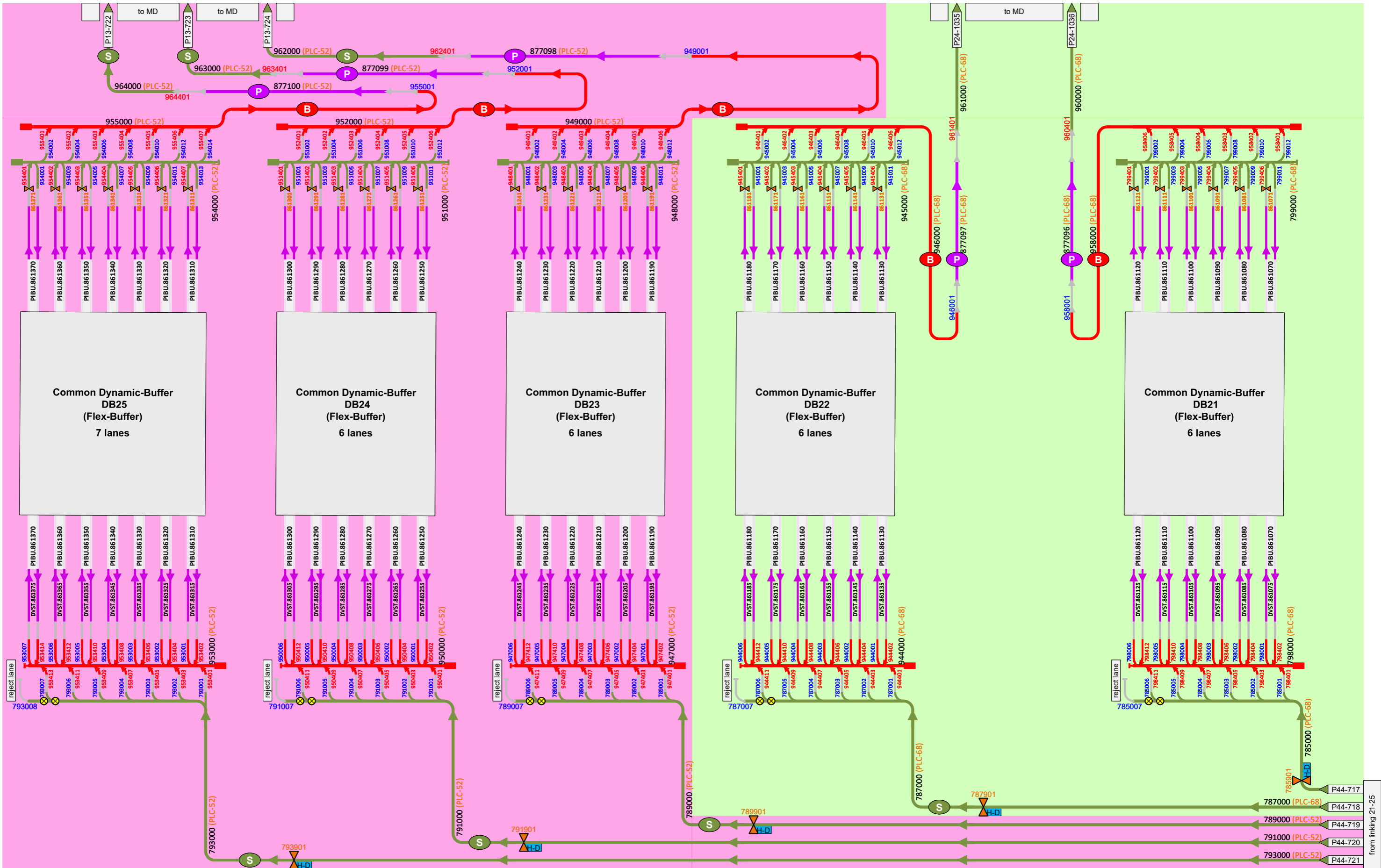
- X = PLC reads RA (CTS_PR to WCS)
- X = Barcode Scanner
- X = PLC reads RA (CTS_DR to WCS)
- X = PLC reads RA (DFT)
- H-D = Hanger detection
- CGxx = Clock generator xx
- X = Det. Stat. without Scanner
- O = signal lamp
- S-D = Size detection

HB = High Bay Matr = Matrix HK = House Keeping Sort = Sorter Indo = Indock Bun = Bunker GIB = Goods in buffer	Pack = Packstation EBB = Empty bag buffer BAG = DB bag + induction MS = Marriage station Man = Manual DB = Dynamic buffer
---------------------------------------------------------------------------------------------------------------------------------	------------------------------------------------------------------------------------------------------------------------------------------

Page 42 / Level 2

xxx = conveyor
yyy = area

	System	Project: P1405 INDITEX Lelystad
		Date: 2026-02-19
		Ver. 1.2.76 Page: 42 / 54



- E = 500 (empty RA / bags, block transport)
- B = 500 (block transport RA)
- S = 500 (single transport RA)
- P = 500 (P&F buffer-conveyor)
- F = 200 Fence conveyor
- T = 660 Block Transfer
- P = 651 Pin conveyor
- P = 652 P&F conveyor
- = Manual lanes

- xxx0nn – xxx3nn = UNIT-ID drop-offs
- xxx4nn – xxx6nn = UNIT-ID inductions
- xxx9nn = UNIT-ID RF-reader in conveyor
- yyyynn3 = UNIT-ID Stopper At packing station



- = PLC reads RA (CTS_PR to WCS)
- = Barcode Scanner
- = PLC reads RA (CTS_DR to WCS)
- = PLC reads RA (DFT)
- = Hanger detection
- = Clock generator xx
- = Det. Stat. without Scanner
- = signal lamp
- = Size detection

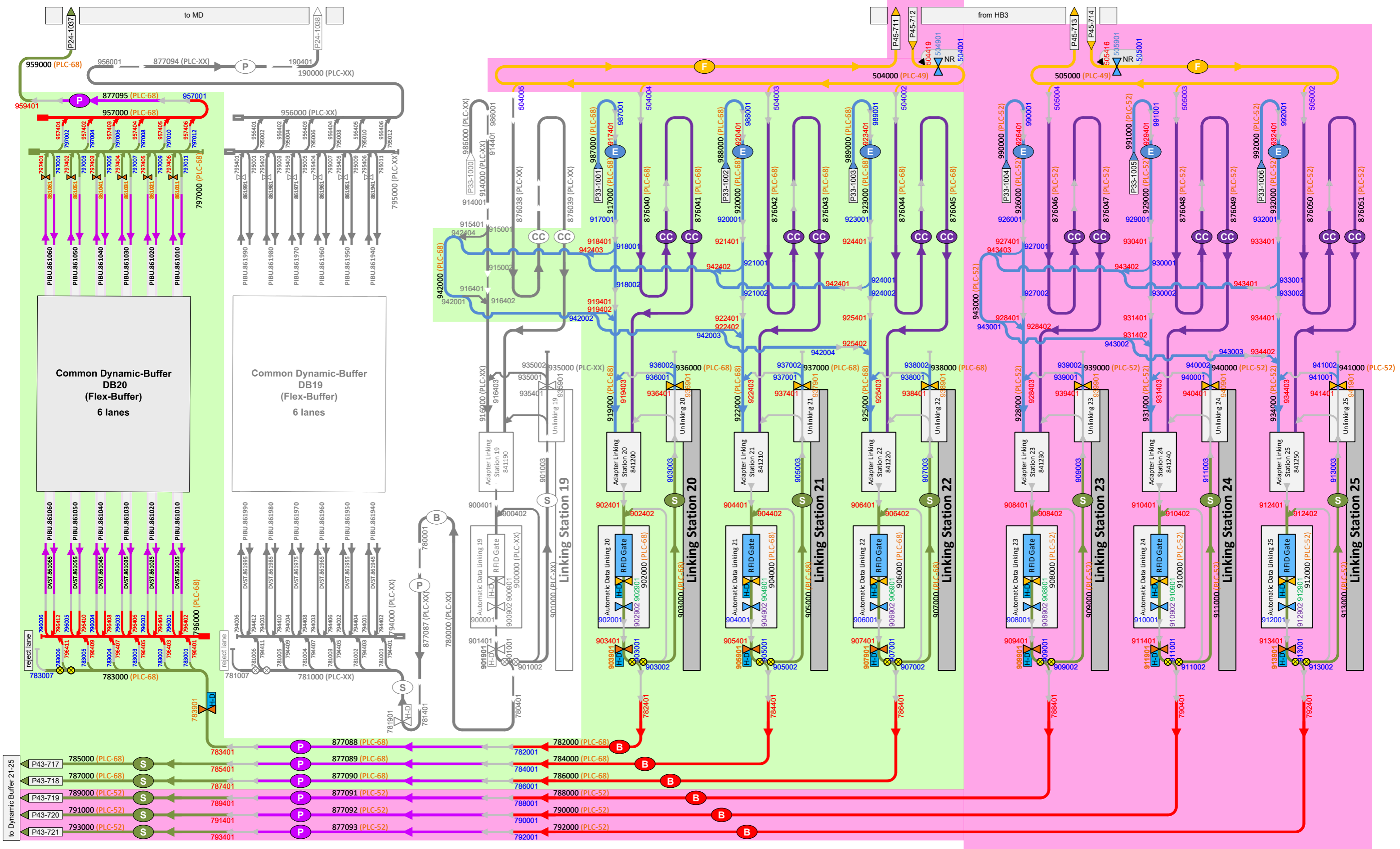
- HB = High Bay
- Matr = Matrix
- HK = House Keeping
- Sort = Sorter
- Indo = indock
- Bun = Bunker
- GIB = Goods in buffer
- Pack = Packstation
- EBB = Empty bag buffer
- BAG = DB bag + Induction
- MS = Marriage station
- Man = Manual
- DB = Dynamic buffer

- xxx = HPos conveyor
- yyy = HPos area



System

Project: P1405 INDITEX Lelystad
 Date: 2026-02-19
 Ver. 1.2.76 Page: 43 / 54



Page 44 / Level 2

E = 500 (empty RA / bags, block transport)
 B = 500 (block transport RA)
 S = 500 (single transport RA)
 P = 500 (P&F buffer-conveyor)
 F = 200 Fence conveyor
 T = 660 Block Transfer

Manual lanes
 P = 651 Pin conveyor
 P = 652 P&F conveyor

xxx0nn - xxx3nn = UNIT-ID drop-offs
 xxx4nn - xxx6nn = UNIT-ID inductions
 xxx9nn = UNIT-ID RF-reader in conveyor
 yyynn3 = UNIT-ID Stopper At packing station

[Symbol] = PLC reads RA (CTS_PR to WCS)
 [Symbol] = Barcode Scanner
 [Symbol] = PLC reads RA (CTS_DR to WCS)
 [Symbol] = PLC reads RA (DFT)
 [Symbol] = Hanger detection
 [Symbol] = Clock generator xx

[Symbol] = Det. Stat. without Scanner
 [Symbol] = signal lamp
 [Symbol] = Size detection

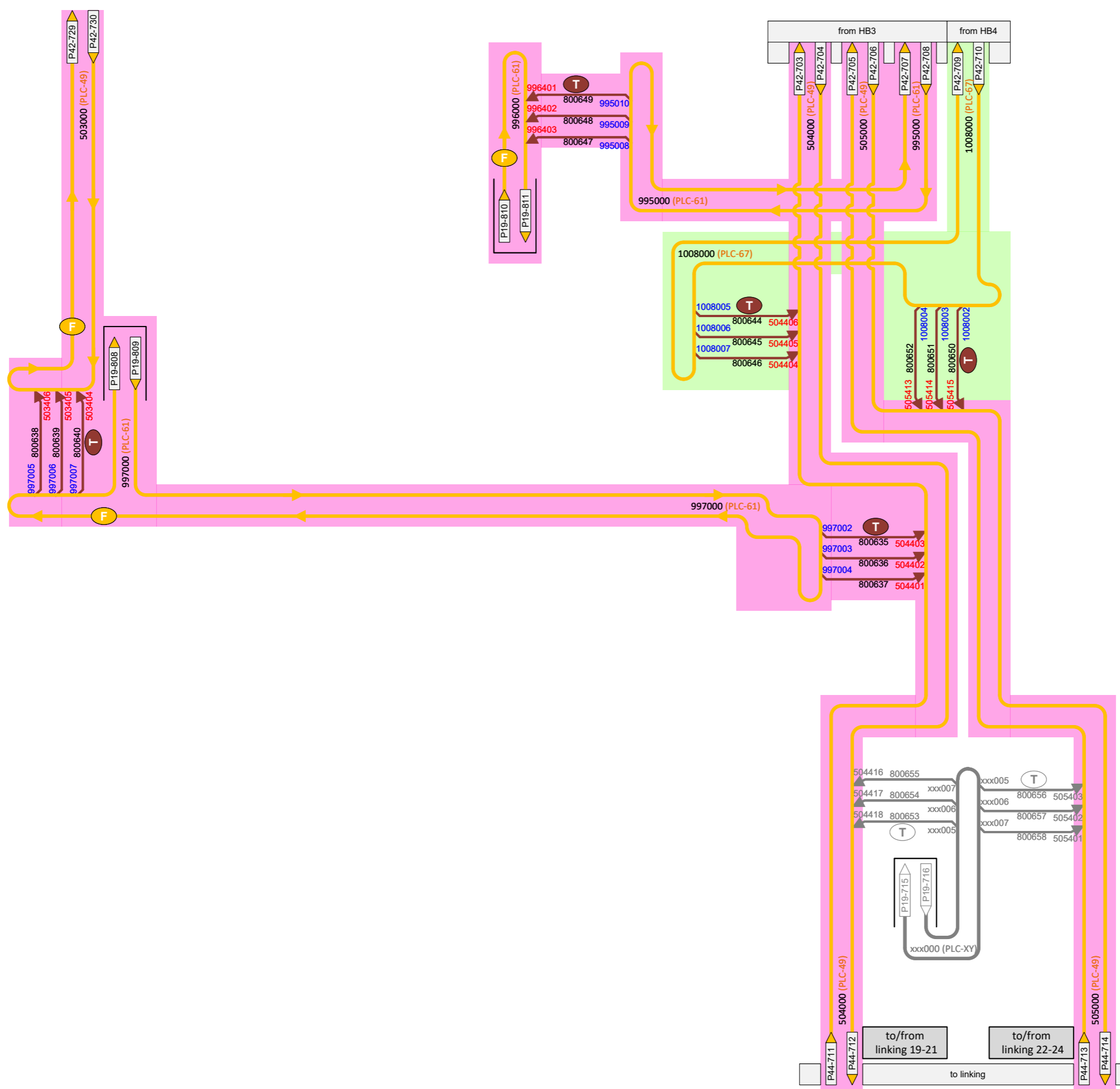
Page 44 / Level 2

HB = High Bay
 Matr = Matrix
 HK = House Keeping
 Sort = Sorter
 Indo = indock
 Bun = Bunker
 GIB = Goods in buffer

Pack = Packstation
 EBB = Empty bag buffer
 BAG = DB bag + Induction
 MS = Marriage station
 Man = Manual
 DB = Dynamic buffer

xxx = HPos conveyor
 yyy = HPos area

DFT. System
 Project: P1405 INDITEX Lelystad
 Date: 2026-02-19
 Ver. 1.2.76 Page: 44 / 54



- E = 500 (empty RA / bags, block transport)
- B = 500 (block transport RA)
- S = 500 (single transport RA)
- P = 500 (P&F buffer-conveyor)
- F = 200 Fence conveyor
- T = 660 Block Transfer
- = Manual lanes
- P = 651 Pin conveyor
- P = 652 P&F conveyor

- xxx0nn - xxx3nn = UNIT-ID drop-offs
- xxx4nn - xxx6nn = UNIT-ID inductions
- xxx9nn = UNIT-ID RF-reader in conveyor
- yyynn3 = UNIT-ID Stopper At packing station

- X = PLC reads RA (CTS_PR to WCS)
- X = Barcode Scanner
- X = PLC reads RA (CTS_DR to WCS)
- X = PLC reads RA (DFT)
- H-D = Hanger detection
- CGxx = Clock generator xx
- X = Det. Stat. without Scanner
- X = signal lamp
- S-D = Size detection

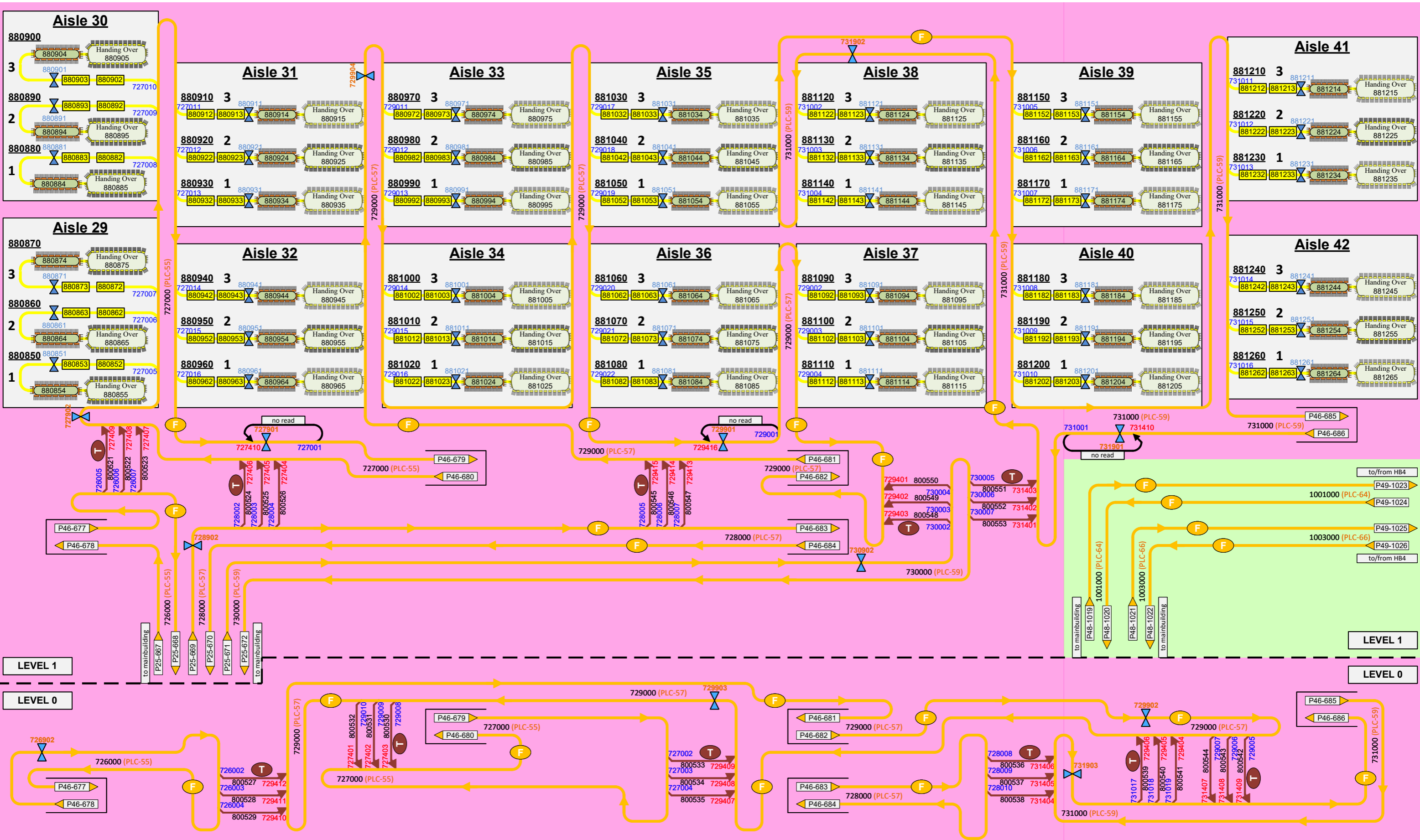
- HB = High Bay
- Matr = Matrix
- HK = House Keeping
- Sort = Sorter
- Indo = indock
- Bun = Bunker
- GIB = Goods in buffer
- Pack = Packstation
- EBB = Empty bag buffer
- BAG = DB bag + Induction
- MS = Marriage station
- Man = Manual
- DB = Dynamic buffer

xxx = HPos conveyor
yyy = HPos area



System

Project: P1405 INDITEX Lelystad
Date: 2026-02-19
Ver. 1.2.76 Page: 45 / 54



- E = 500 (empty RA / bags, block transport)
- B = 500 (block transport RA)
- S = 500 (single transport RA)
- P = 500 (P&F buffer-conveyor)
- F = 200 Fence conveyor
- T = 660 Block Transfer
- = Manual lanes
- P = 651 Pin conveyor
- P = 652 P&F conveyor

- xxx0nn – xxx3nn = UNIT-ID drop-offs
- xxx4nn – xxx6nn = UNIT-ID inductions
- xxx9nn = UNIT-ID RF-reader in conveyor
- yyynn3 = UNIT-ID Stopper At packing station (▼)

- X = PLC reads RA (CTS_PR to WCS)
- X = Barcode Scanner
- X = PLC reads RA (CTS_DR to WCS)
- X = PLC reads RA (DFT)
- H-D = Hanger detection
- CGxx = Clock generator xx
- X = Det. Stat. without Scanner
- X = signal lamp
- S-D = Size detection

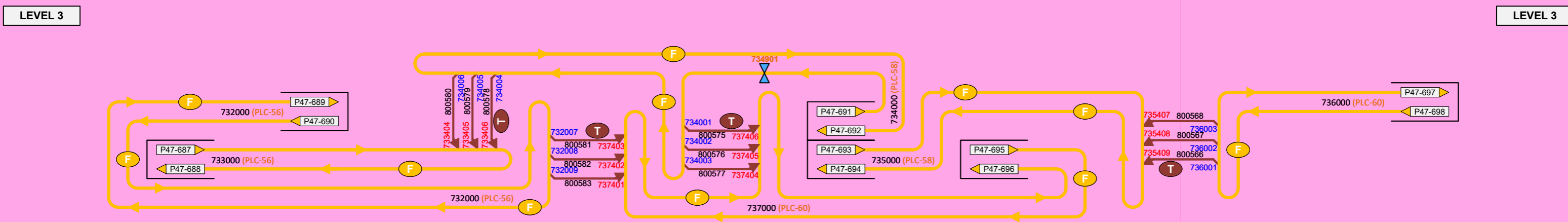
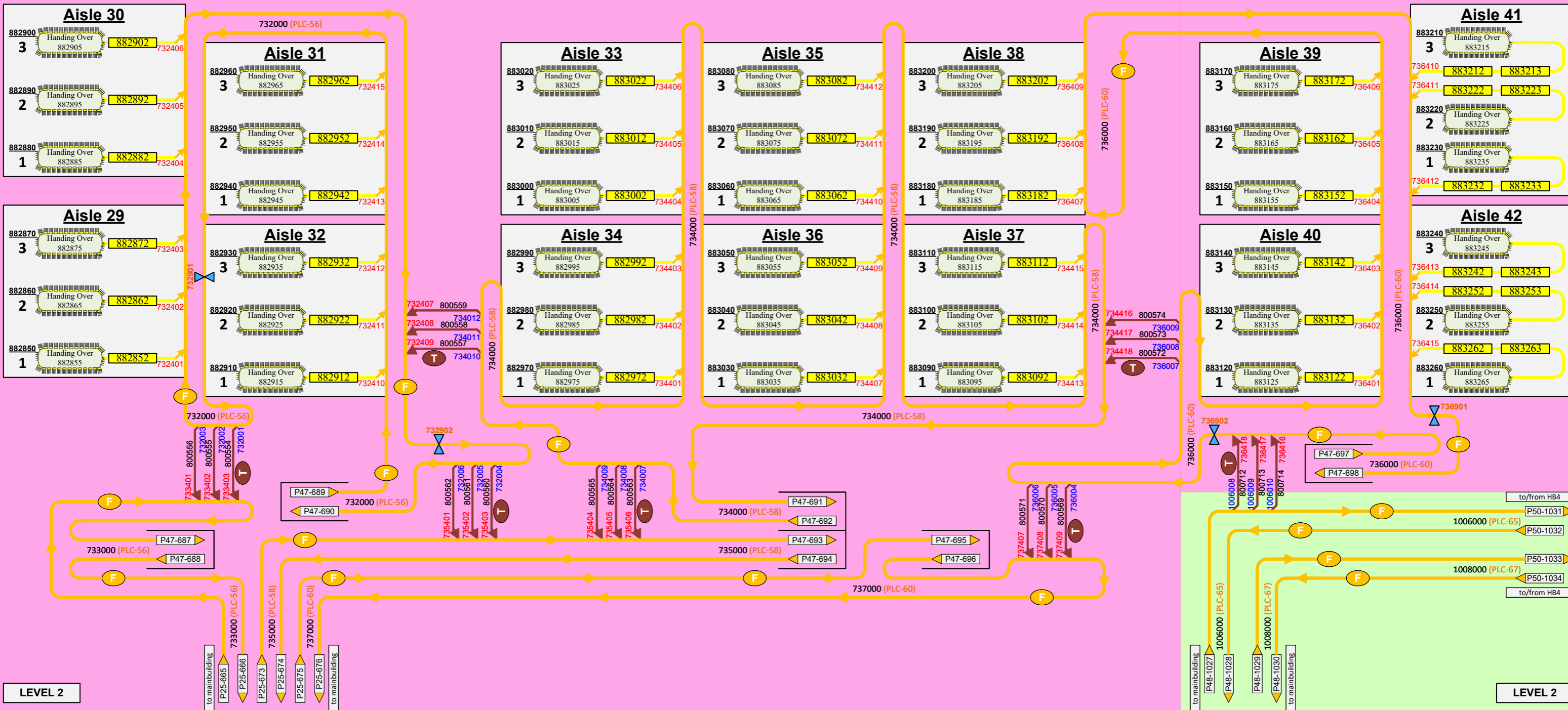
- HB = High Bay
- Matr = Matrix
- HK = House Keeping
- Sort = Sorter
- Indo = Indock
- Bun = Bunker
- GIB = Goods in buffer
- Pack = Packstation
- EBB = Empty bag buffer
- BAG = DB bag + induction
- MS = Marriage station
- Man = Manual
- DB = Dynamic buffer

xxx = conveyor
yyy = area



System

Project: P1405 INDITEX Lelystad
Date: 2026-02-19
Ver. 1.2.76 Page: 46 / 54



- E = 500 (empty RA / bags, block transport)
- B = 500 (block transport RA)
- S = 500 (single transport RA)
- P = 500 (P&F buffer-conveyor)
- F = 200 Fence conveyor
- T = 660 Block Transfer
- Manual lanes
- P = 651 Pin conveyor
- P = 652 P&F conveyor

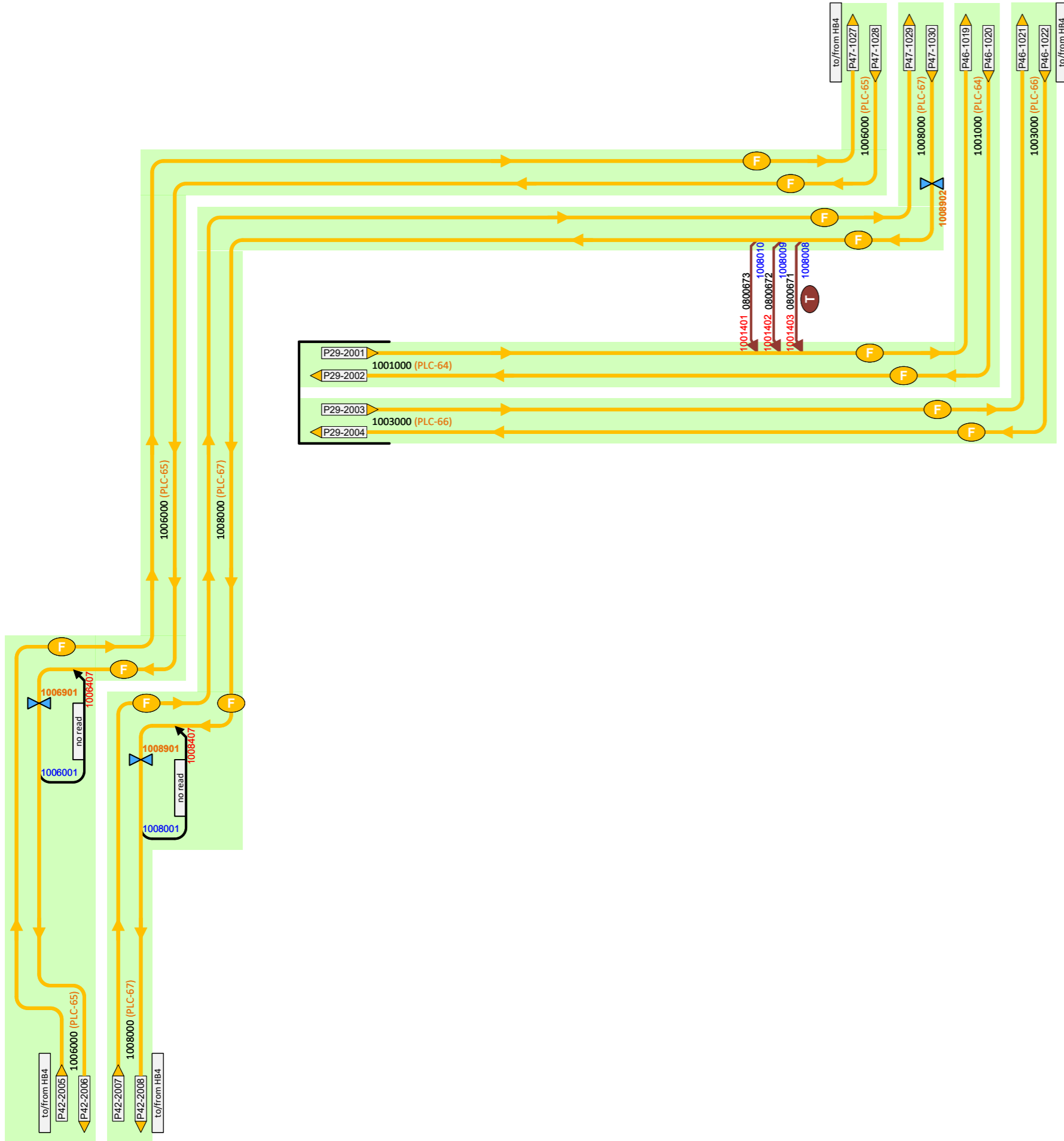
- xxx0nn – xxx3nn = UNIT-ID drop-offs
- xxx4nn – xxx6nn = UNIT-ID inductions
- xxx9nn = UNIT-ID RF-reader in conveyor
- yyyynn3 = UNIT-ID Stopper At packing station (▼)

- ⚡ = PLC reads RA (CTS_PR to WCS)
- ⚡ = Barcode Scanner
- ⚡ = PLC reads RA (CTS_DR to WCS)
- ⚡ = PLC reads RA (DFT)
- H-D = Hanger detection
- CGxx = Clock generator xx
- ⚡ = Det. Stat. without Scanner
- ⚡ = PLC reads RA (CTS_DR to WCS)
- ⚡ = PLC reads RA (DFT)
- = signal lamp
- = Size detection

- HB = High Bay
- Matr = Matrix
- HK = House Keeping
- Sort = Sorter
- Indo = indock
- Bun = Bunker
- GIB = Goods in buffer
- Pack = Packstation
- EBB = Empty bag buffer
- BAG = DB bag + Induction
- MS = Marriage station
- Man = Manual
- DB = Dynamic buffer

xxx = conveyor
yyy = area





- E = 500 (empty RA / bags, block transport)
- B = 500 (block transport RA)
- S = 500 (single transport RA)
- P = 500 (P&F buffer-conveyor)
- F = 200 Fence conveyor
- T = 660 Block Transfer
- P = 651 Pin conveyor
- P = 652 P&F conveyor
- = Manual lanes

- xxx0nn – xxx3nn = UNIT-ID drop-offs
- xxx4nn – xxx6nn = UNIT-ID inductions
- xxx9nn = UNIT-ID RF-reader in conveyor
- yyynn3 = UNIT-ID Stopper At packing station

- = PLC reads RA (CTS_PR to WCS)
- = Barcode Scanner
- = PLC reads RA (CTS_DR to WCS)
- = PLC reads RA (DFT)
- = Hanger detection
- = Clock generator xx
- = Det. Stat. without Scanner
- = signal lamp
- = Size detection

- | | |
|-----------------------|--------------------------|
| HB = High Bay | Pack = Packstation |
| Matr = Matrix | EBB = Empty bag buffer |
| HK = House Keeping | BAG = DB bag + induction |
| Sort = Sorter | MS = Marriage station |
| Indo = indock | Man = Manual |
| Bun = Bunker | DB = Dynamic buffer |
| GIB = Goods in buffer | |

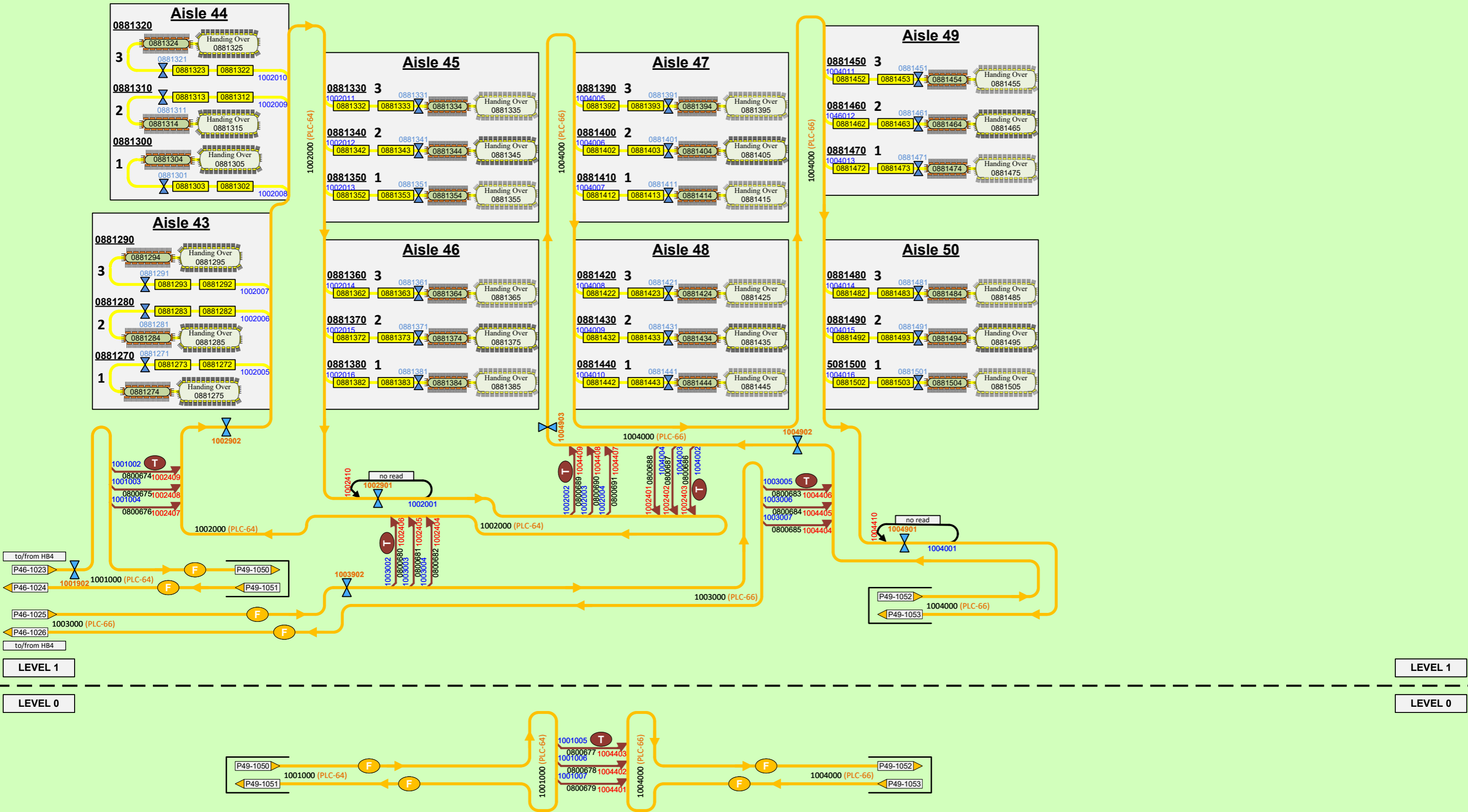
xxx = HPos conveyor
yyy = HPos area



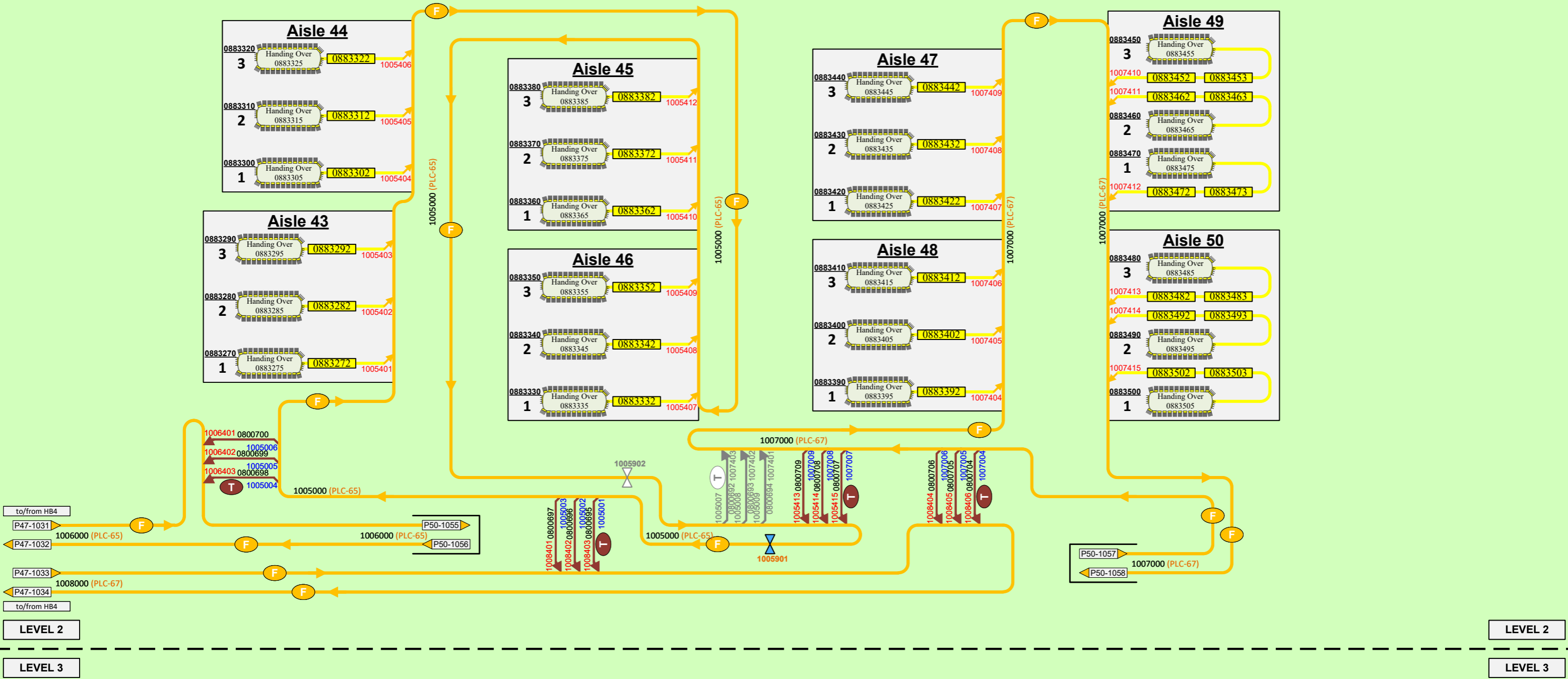
System

Project: P1405 INDITEX Lelystad
Date: 2026-02-19
Ver. 1.2.76 Page: 48 / 54

Highbay 4 Inbound



Highbay 4 Outbound



- E** = 500 (empty RA / bags, block transport)
- B** = 500 (block transport RA)
- S** = 500 (single transport RA)
- P** = 500 (P&F buffer-conveyor)
- F** = 200 Fence conveyor
- T** = 660 Block Transfer
- P** (yellow) = 651 Pin conveyor
- P** (pink) = 652 P&F conveyor
- Manual lanes** (grey line)

- xxx0nn - xxx3nn** = UNIT-ID drop-offs
- xxx4nn - xxx6nn** = UNIT-ID inductions
- xxx9nn** = UNIT-ID RF-reader in conveyor
- yyyynn3** = UNIT-ID Stopper At packing station

- Green double arrow** = PLC reads RA (CTS_PR to WCS)
- Blue double arrow** = Barcode Scanner
- Orange double arrow** = PLC reads RA (CTS_DR to WCS)
- Yellow double arrow** = PLC reads RA (DFT)
- H-D** = Hanger detection
- CGxx** = Clock generator xx
- Det. Stat. without Scanner** (triangle with X)
- Signal lamp** (circle with square)
- S-D** = Size detection

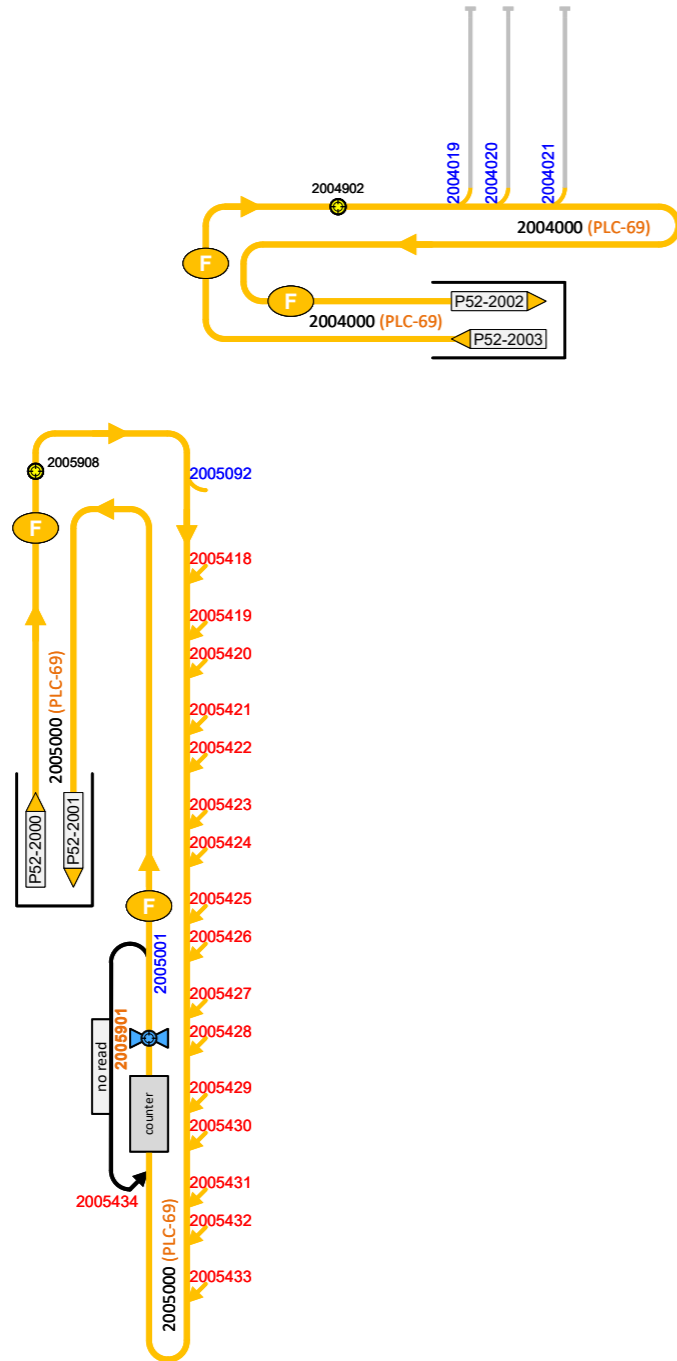
- HB** = High Bay
- Matr** = Matrix
- HK** = House Keeping
- Sort** = Sorter
- Indo** = indock
- Bun** = Bunker
- GIB** = Goods in buffer
- Pack** = Packstation
- EBB** = Empty bag buffer
- BAG** = DB bag + Induction
- MS** = Marriage station
- Man** = Manual
- DB** = Dynamic buffer

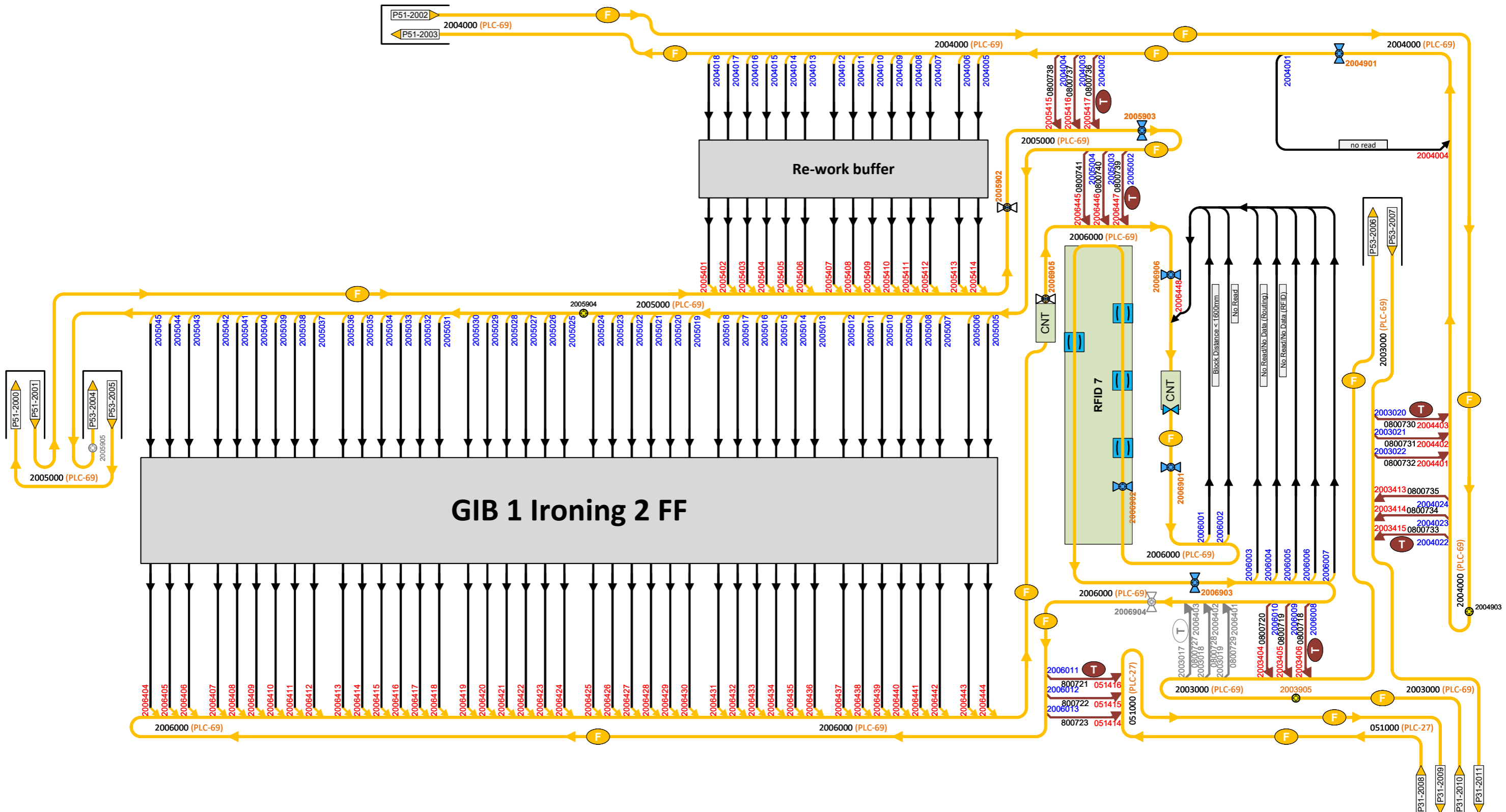
xxx = HPos conveyor
yyy = HPos area

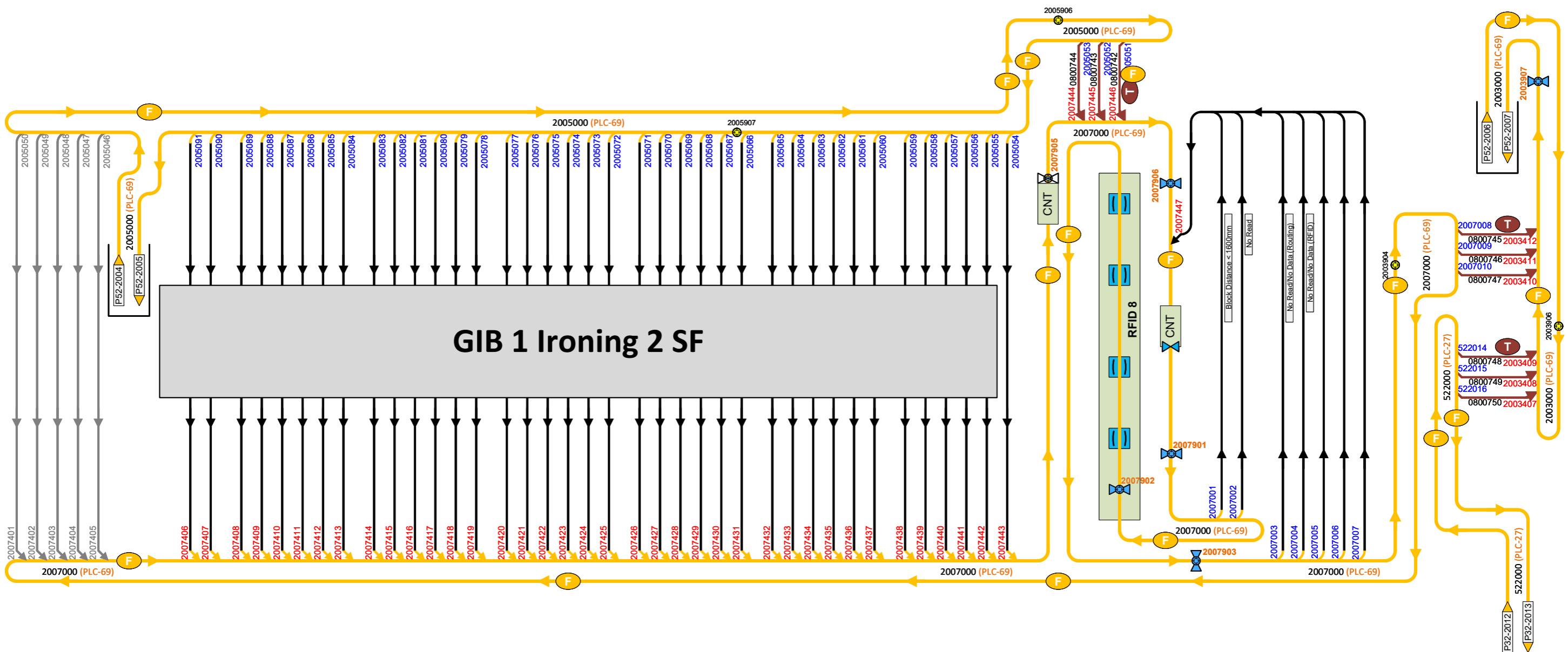


System

Project: P1405 INDITEX Lelystad
Date: 2026-02-19
Ver. 1.2.76 Page: 50 / 54







10/01/2019	1.0.3	Heidebrecht	- Pos. 440000: Bauphase von P1.1 auf P1.2 geändert
11/01/2019	1.0.4	Heidebrecht	-Pos. 211000/212000/213000 PLC nicht zugewiesen (vorher PLC16)
21/01/2019	1.0.5	Heidebrecht	-Pos. 326000 in PLC16 (vorher PLC21)
15/02/2019	1.0.6	Bell	-Pos. 358000 Abgabe-Ids korrigiert.
18/03/2019	1.0.7	Henker	-GIB 2.1 Nummerierung der Schiebestrecken korrigiert
12/04/2019	1.0.8	Heidebrecht	reject lane bei FB und CDB ergänzt
09/05/2019	1.0.9	Heidebrecht	- Erweiterungen Bauphase P1.2 (Pos. 023000)
19/08/2019	1.2.7	Heidebrecht	- Bauphase von PLC07 und PLC12 von P1.2 auf P1.3 geändert
22/08/2019	1.2.8	Heidebrecht	- Pos. 495000 und 208000 der PLC44 zugeordnet
12/09/2019	1.2.9	Bell	- Ironing Building hinzugefügt (Hpos 051,506,507)
08/10/2019	1.2.10	Heidebrecht	- Sortation Audit Leser von Sorter 6 hatte falsche Unit-ID - Pos. 486000 Abgaben neu durchnummeriert - Bypass 800070-800072 und zugehörige Ab/-Aufgaben entfernt - Bypass 800124-800126 und zugehörige Ab/-Aufgaben hinzugefügt - Erfassung 037903 entfernt
15/10/2019	1.2.11	Heidebrecht	- Aufgaben Pos. 021000 neu durchnummeriert
06/12/2019	1.2.12	Baier	- neue Abgabe Pos. 507003 / Abgaben ab 507003 neu durchnummeriert (PLC27)
08/01/2020	1.2.13	Baier	- Alle Sorter: Erfassungen hinter Sorter gelöscht - Alle Sorter: Aus Leser Check Target wurde Leser Audit.
28/05/2020	1.2.14	Frühauf	Unit-ID Leser an Linking Stations PLC18 korrigiert
09/06/2020	1.2.15	Bell	Modulverteiler: Fänchen DB07,08,09 und DB10,11,12 waren vertauscht.
04/11/2020	1.2.16	Frühauf	Scanner 037903 hinzugefügt
11/01/2021	1.2.17	Frühauf	Indock-4, Ironing Phase 2, Indock-5 hinzugefügt
11/01/2021	1.2.18	Frühauf	Layer für PLC45,46 hinzugefügt
11/01/2021	1.2.19	Frühauf	Förderer 518000 und 519000 in L01 hinzugefügt
26/01/2021	1.2.20	Frühauf	Blocktransfere 800473 - 800481 hinzugefügt
04/02/2021	1.2.21	Frühauf	Systemlayout auf aktuellen Stand anhand der mechanischen Zeichnung aktualisiert
18/03/2021	1.2.22	Frühauf	Waage beim Förderer 039000 hinzugefügt
23/04/2021	1.2.23	Schlegel	Förderer 025000 und 026000 sind Option (grau)
19/05/2021	1.2.24	Klusmeyer	Aufgabennummerierung für Pos.021(PLC30) + Pos.051 (PLC27) angepasst
22/06/2021	1.2.25	Frühauf	Verlauf des Leerkartonförderer 050000 und 027000 geändert sowie Förderer 198000 hinzugefügt
14/07/2021	1.2.26	Frühauf	Unit-ID's der Blocktester von PLC45/46 nach Flussrichtung geändert
16/07/2021	1.2.27	Frühauf	Aufgabe vom Förderer 520000 neu durchnummeriert und Kopfteil auf jeder Seite jetzt einheitlich desweiteren unnötige Zeichenblätter von der Versionsverwaltung entfernt
31/08/2021	1.2.28	Frühauf	- doppelt vergebene Unit-ID des Förderers 147000 im SystemLayout auf 52400 geändert
14/09/2021	1.2.29	Frühauf	- Layer angepasst
16/09/2021	1.2.31	Frühauf	- Teleskop "Gate 015" als Option markiert
16/09/2021	1.2.32	Frühauf	- mögliche Erweiterung hinzugefügt
01/10/2021	1.2.33	Frühauf	- Reject Lane bei Flex-Buffer 07 eingefügt
05/10/2021	1.2.34	Frühauf	- Förderer 525000 hinzugefügt und Änderung am Verlauf des Förderers bei Missorted Items PLC07
03/11/2021	1.2.35	Frühauf	- Scanner 034902,483902,038902 und 039902 hinzugefügt
15/11/2021	1.2.36	Frühauf	- UnitID's vom RunBuffer 07 korrigiert
11/01/2022	1.2.37	Frühauf	- UnitID's von Abgaben zu Unlinking 7-12 geändert
20/01/2022	1.2.38	Frühauf	- UnitID's im Modulverteiler korrigiert
14/02/2022	1.2.39	Frühauf	- Sprungmarken korrigiert / Excel-Tabelle (Versionsverwaltung) kann nicht mehr verschoben werden
17/02/2022	1.2.40	Frühauf	- Nummerierung von den Gassen 27 und 28 korrigiert
09/03/2022	1.2.41	Frühauf	- Sprungmarken korrigiert
11/03/2022	1.2.42	Frühauf	- Durchlauferkennung an Pos. 401004 und Pos. 426004 verschoben
31/03/2022	1.2.43	Frühauf	- Reihenfolge der Leeradapterförderer die aufs SplitTray abgeben korrigiert
05/05/2022	1.2.44	O.Maaz	- Förderrichtung Split Tray eingezeichnet
31/03/2023	1.3.00	B.Henker	- Erweiterung um: Sorter4, Sorter8, Linking 13-18, CDBs 13-18, Splittray2, Leerkartonförderer und einige sonstige Förderer